Bioactive CellTx™ HuPro®

CD33 (Human) Recombinant Protein

Catalog # P10139 Size 100 ug

Applications

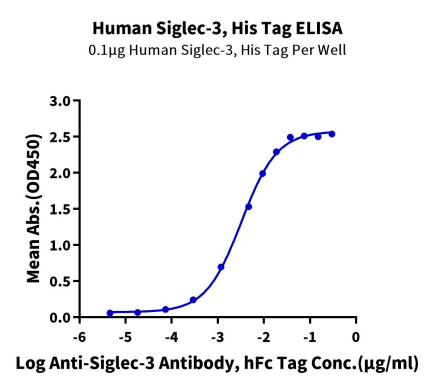

Enzyme-linked Immunoabsorbent Assay

Immobilized Human Siglec-3, His Tag at 1 ug/ml (100 ul/Well) on the plate. Dose response curve for Anti-Siglec-3 Antibody, hFc Tag with the EC_{50} of 3.4 ng/ml determined by ELISA.

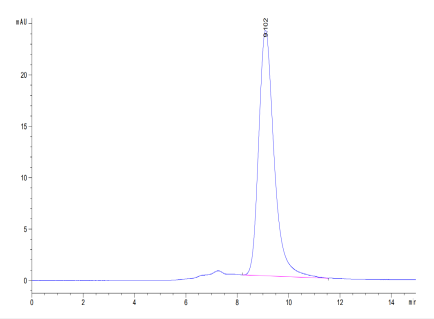

SEC-HPLC

The purity of Human Siglec-3 is greater than 95% as determined by SEC-HPLC.

Copyright © 2023 Abnova Corporation. All Rights Reserved.

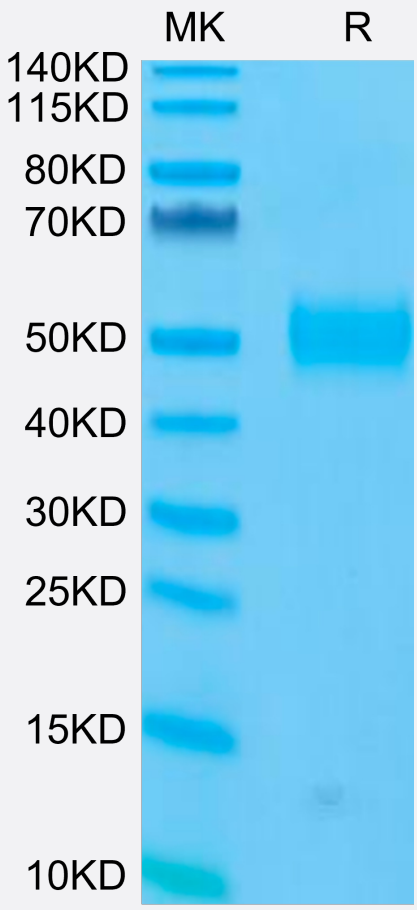

Tris-Bis PAGE

Human Siglec-3 on Tris-Bis PAGE under reduced condition. The purity is greater than 95%.

Specification

Product Description	Human CD33 (P20138-1, Asp18-His259) partial recombinant protein with His-Avi tag at C-terminus expressed in HEK293 cells.
Sequence	Asp18-His259
Host	Human
Theoretical MW (kDa)	29.6
Form	Lyophilized
Preparation Method	Mammalian cell (HEK293) expression system
Purity	> 95% as determined by Tris-Bis PAGE;> 95% as determined by HPLC
Endotoxin Level	< 1 EU per 1 ug of protein (determined by LAL method)
Quality Control Testing	SEC-HPLC SEC-HPLC The purity of Human Siglec-3 is greater than 95% as determined by SEC-HPLC. Tris-Bis PAGE Human Siglec-3 on Tris-Bis PAGE under reduced condition. The purity is greater than 95%.

Copyright © 2023 Abnova Corporation. All Rights Reserved.

Recommend Usage	Biological Activity ELISA SEC-HPLC Tris-Bis PAGE The optimal working dilution should be determined by the end user.
Storage Buffer	Lyophilized from filtered solution in PBS, pH 7.4 (5% trehalose).
Storage Instruction	After reconstitution with deionized water to a final concentration more than 100 ug/ml, store at 4°C for 1 week. For long term storage, store at -80°C for 1 year. Aliquot to avoid repeated freezing and thawing.

Applications

- Functional Study
- Enzyme-linked Immunoabsorbent Assay

  Immobilized Human Siglec-3, His Tag at 1 ug/ml (100 ul/Well) on the plate. Dose response curve for Anti-Siglec-3 Antibody, hFc Tag with the EC_{50} of 3.4 ng/ml determined by ELISA.

Gene Info — CD33

Entrez GeneID	945
Protein Accession#	P20138-1
Gene Name	CD33
Gene Alias	FLJ00391, SIGLEC-3, SIGLEC3, p67
Gene Description	CD33 molecule
Omim ID	159590
Gene Ontology	Hyperlink
Other Designations	CD33 antigen|CD33 antigen (gp67)

Pathway

- Hematopoietic cell lineage

Copyright © 2023 Abnova Corporation. All Rights Reserved.

Disease

- Leukemia
- Neoplasm
- Tobacco Use Disorder

Copyright © 2023 Abnova Corporation. All Rights Reserved.