Bioactive CellTx™ HuPro®

CD244 (Human) Recombinant Protein

Catalog # P10115 Size 100 ug

Applications

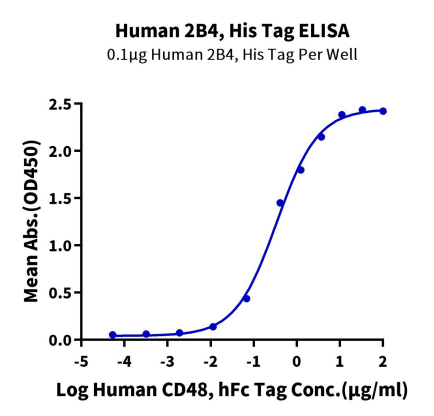

Enzyme-linked Immunoabsorbent Assay

Immobilized Human 2B4, His Tag at 1 ug/ml (100 ul/Well) on the plate. Dose response curve for Human CD48, hFc Tag with the EC_{50} of 0.34 ug/ml determined by ELISA.

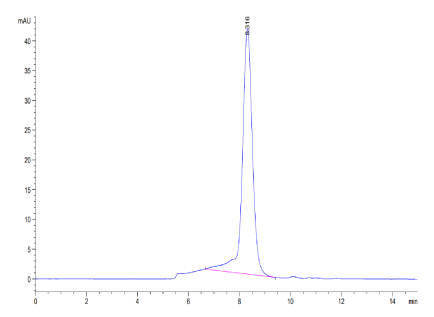

SEC-HPLC

The purity of Human 2B4 is greater than 95% as determined by SEC-HPLC.

Copyright © 2023 Abnova Corporation. All Rights Reserved.

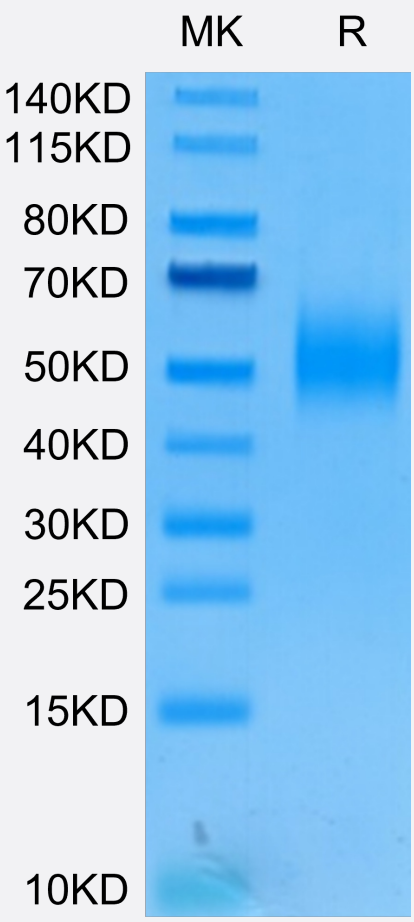

Tris-Bis PAGE

Human 2B4 on Tris-Bis PAGE under reduced condition. The purity is greater than 95%.

Specification

Product Description	Human CD244 (Q9BZW8-2, Cys22-Arg221) partial recombinant protein with His tag at C-terminus e xpressed in HEK293 cells.
Sequence	Cys22-Arg221
Host	Human
Theoretical MW (kDa)	23.1
Form	Lyophilized
Preparation Method	Mammalian cell (HEK293) expression system
Purity	> 95% as determined by Tris-Bis PAGE;> 95% as determined by HPLC
Endotoxin Level	< 1 EU per 1 ug of protein (determined by LAL method)
Quality Control Testing	SEC-HPLC SEC-HPLC The purity of Human 2B4 is greater than 95% as determined by SEC-HPLC. Tris-Bis PAGE Human 2B4 on Tris-Bis PAGE under reduced condition. The purity is greater than 95%.

Copyright © 2023 Abnova Corporation. All Rights Reserved.

Recommend Usage	Biological Activity ELISA SEC-HPLC Tris-Bis PAGE The optimal working dilution should be determined by the end user.
Storage Buffer	Lyophilized from filtered solution in PBS, pH 7.4 (5% trehalose).
Storage Instruction	After reconstitution with deionized water to a final concentration more than 100 ug/ml, store at 4°C for 1 week. For long term storage, store at -80°C for 1 year. Aliquot to avoid repeated freezing and thawing.

Applications

- Functional Study
- Enzyme-linked Immunoabsorbent Assay

  Immobilized Human 2B4, His Tag at 1 ug/ml (100 ul/Well) on the plate. Dose response curve for Human CD48, hFc Tag with the EC_{50} of 0.34 ug/ml determined by ELISA.

Gene Info — CD244

Entrez GeneID	51744
Protein Accession#	Q9BZW8-2
Gene Name	CD244
Gene Alias	2B4, NAIL, NKR2B4, Nmrk, SLAMF4
Gene Description	CD244 molecule, natural killer cell receptor 2B4
Omim ID	605554
Gene Ontology	Hyperlink
Gene Summary	Natural killer (NK) cells express both activating and inhibitory cell surface receptors. Inhibitory sign aling receptors all possess cytoplasmic immunoreceptor tyrosine-based inhibitory motifs, or ITIMs , whereas the activating receptors lack ITIMs and associate with DAP12 (TYROBP; MIM 604142), which contains an immunoreceptor tyrosine-based activation motif, or ITAM. Killer cell immunoglo bulin (Ig)-like receptors, or KIRs (see KIR2DL1; MIM 604936), and other NK cell receptors interact with major histocompatibility complex (MHC) molecules (see MIM 142800). Members of the CD2 (MIM 186990) family adhere to each other instead. The cell surface glycoprotein 2B4 is related to CD2 and is implicated in the regulation of NK- and T-cell function (Boles et al., 1999 [PubMed 10 458320]).[supplied by OMIM

Copyright © 2023 Abnova Corporation. All Rights Reserved.

Other Designations	CD244 natural killer cell receptor 2B4|NK cell activation inducing ligand NAIL|OTTHUMP00000027884|natural killer cell receptor 2B4

Pathway

- Natural killer cell mediated cytotoxicity

Disease

- Arthritis
- Cell Transformation
- Genetic Predisposition to Disease
- Lupus Erythematosus
- Tobacco Use Disorder

Copyright © 2023 Abnova Corporation. All Rights Reserved.