Bioactive CellTx™ HuPro®

LAG3 (Human) Recombinant Protein

Catalog # P10110 Size 100 ug

Applications

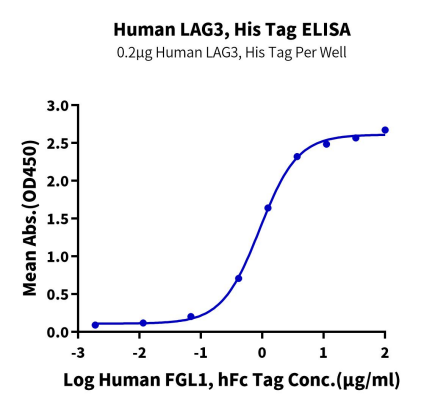

Enzyme-linked Immunoabsorbent Assay

Immobilized Human LAG3, His Tag at 2 ug/ml (100 ul/Well) on the plate. Dose response curve for Human FGL1, hFc Tag with the EC_{50} of 0.91 ug/ml determined by ELISA.

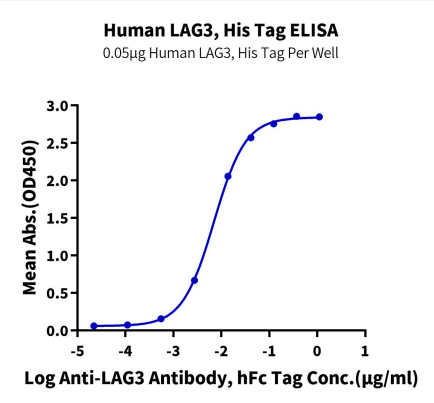

ELISA

Immobilized Human LAG3, His Tag at 0.5 ug/ml (100 ul/Well) on the plate. Dose response curve for Anti-LAG3 Antibody, hFc Tag with the EC_{50} of 7.0 ng/ml determined by ELISA (QC Test).

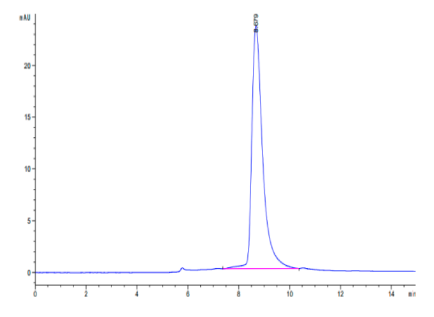

SEC-HPLC

The purity of Human LAG3 is greater than 95% as determined by SEC-HPLC.

Copyright © 2023 Abnova Corporation. All Rights Reserved.

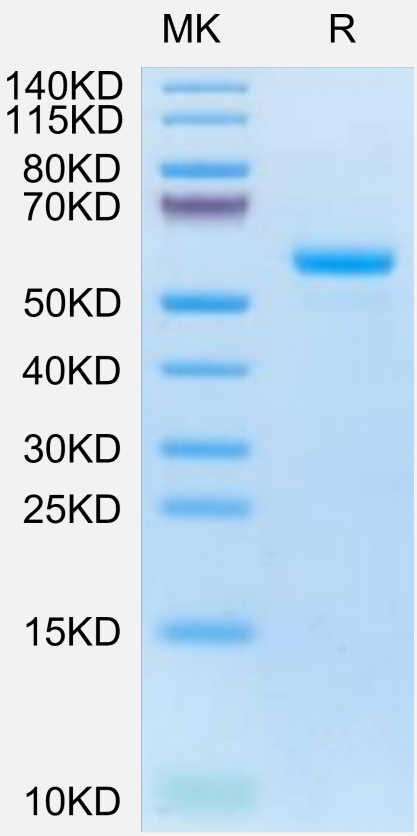

Tris-Bis PAGE

Human LAG3 on Tris-Bis PAGE under reduced condition. The purity is greater than 95%.

Specification

Product Description	Human LAG3 (P18627-1, Leu23-Gly434) partial recombinant protein with His tag at C-terminus expressed in HEK293 cells.
Sequence	Leu23-Gly434
Host	Human
Theoretical MW (kDa)	45.5
Form	Lyophilized
Preparation Method	Mammalian cell (HEK293) expression system
Purity	> 95% as determined by Tris-Bis PAGE;> 95% as determined by HPLC
Endotoxin Level	< 1 EU per 1 ug of protein (determined by LAL method)

Copyright © 2023 Abnova Corporation. All Rights Reserved.

Quality Control Testing	ELISA and SEC-HPLC ELISA Immobilized Human LAG3, His Tag at 0.5 ug/ml (100 ul/Well) on the plate. Dose response curve for Anti-LAG3 Antibody, hFc Tag with the EC_{50} of 7.0 ng/ml determined by ELISA (QC Test). SEC-HPLC The purity of Human LAG3 is greater than 95% as determined by SEC-HPLC. Tris-Bis PAGE Human LAG3 on Tris-Bis PAGE under reduced condition. The purity is greater than 95%.
Recommend Usage	Biological Activity ELISA SEC-HPLC Tris-Bis PAGE The optimal working dilution should be determined by the end user.
Storage Buffer	Lyophilized from filtered solution in PBS, pH 7.4 (5% trehalose).
Storage Instruction	After reconstitution with deionized water to a final concentration more than 100 ug/ml, store at 4°C for 1 week. For long term storage, store at -80°C for 1 year. Aliquot to avoid repeated freezing and thawing.

Applications

- Functional Study
- Enzyme-linked Immunoabsorbent Assay

  Immobilized Human LAG3, His Tag at 2 ug/ml (100 ul/Well) on the plate. Dose response curve for Human FGL1, hFc Tag with the EC_{50} of 0.91 ug/ml determined by ELISA.

Gene Info — LAG3

Entrez GeneID	3902
Protein Accession#	P18627-1
Gene Name	LAG3
Gene Alias	CD223
Gene Description	lymphocyte-activation gene 3
Omim ID	153337
Gene Ontology	Hyperlink

Copyright © 2023 Abnova Corporation. All Rights Reserved.

Gene Summary	Lymphocyte-activation protein 3 belongs to Ig superfamily and contains 4 extracellular Ig-like dom ains. The LAG3 gene contains 8 exons. The sequence data, exon/intron organization, and chromo somal localization all indicate a close relationship of LAG3 to CD4. [provided by RefSeq
Other Designations	lymphocyte-activation protein 3

Disease

- Asthma
- Diabetes Mellitus
- Genetic Predisposition to Disease
- Hematologic Diseases
- Hepatitis C
- Immune System Diseases
- Multiple Sclerosis
- Occupational Diseases

Copyright © 2023 Abnova Corporation. All Rights Reserved.