Bioactive CellTx™ HuPro®

CD274 (Human) Recombinant Protein

Catalog # P10109 Size 100 ug

Applications

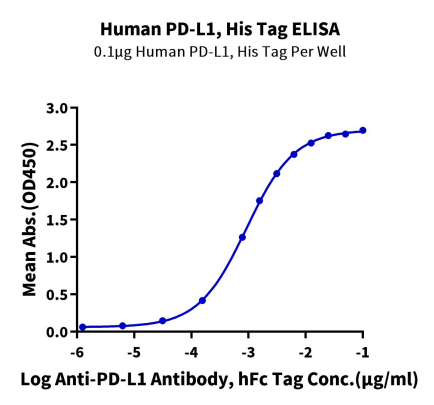

Enzyme-linked Immunoabsorbent Assay

Immobilized Human PD-L1, His Tag at 1 ug/ml (100 ul/Well) on the plate. Dose response curve for Anti-PD-L1 Antibody, hFc Tag with the EC_{50} of 0.92 ng/ml determined by ELISA.

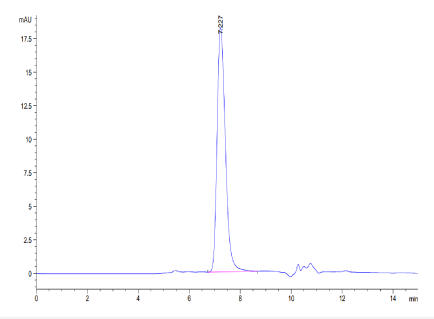

SEC-HPLC

The purity of Human PD-L1 is greater than 95% as determined by SEC-HPLC.

Copyright © 2023 Abnova Corporation. All Rights Reserved.

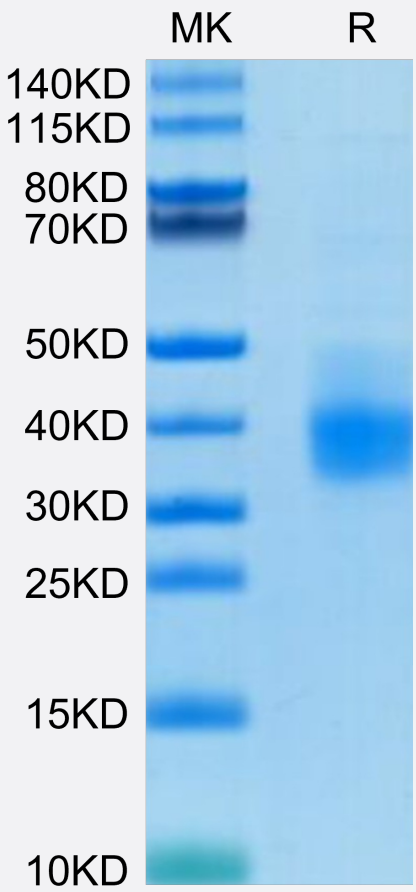

Tris-Bis PAGE

Human PD-L1 on Tris-Bis PAGE under reduced condition. The purity is greater than 95%.

Specification

Product Description	Human CD274 (Q9NZQ7-1, Phe19-Arg238) partial recombinant protein with His tag at C-terminus expressed in HEK293 cells.
Sequence	Phe19-Arg238
Host	Human
Theoretical MW (kDa)	26
Form	Lyophilized
Preparation Method	Mammalian cell (HEK293) expression system
Purity	> 95% as determined by Tris-Bis PAGE;> 95% as determined by HPLC
Endotoxin Level	< 1 EU per 1 ug of protein (determined by LAL method)
Quality Control Testing	SEC-HPLC SEC-HPLC The purity of Human PD-L1 is greater than 95% as determined by SEC-HPLC. Tris-Bis PAGE Human PD-L1 on Tris-Bis PAGE under reduced condition. The purity is greater than 95%.

Copyright © 2023 Abnova Corporation. All Rights Reserved.

Recommend Usage	Biological Activity ELISA SEC-HPLC Tris-Bis PAGE The optimal working dilution should be determined by the end user.
Storage Buffer	Lyophilized from filtered solution in PBS, pH 7.4 (5% trehalose).
Storage Instruction	After reconstitution with deionized water to a final concentration more than 100 ug/ml, store at 4°C for 1 week. For long term storage, store at -80°C for 1 year. Aliquot to avoid repeated freezing and thawing.

Applications

- Functional Study
- Enzyme-linked Immunoabsorbent Assay

  Immobilized Human PD-L1, His Tag at 1 ug/ml (100 ul/Well) on the plate. Dose response curve for Anti-PD-L1 Antibody, hFc Tag with the EC_{50} of 0.92 ng/ml determined by ELISA.

Gene Info — CD274

Entrez GeneID	29126
Protein Accession#	Q9NZQ7-1
Gene Name	CD274
Gene Alias	B7-H, B7H1, MGC142294, MGC142296, PD-L1, PDCD1L1, PDCD1LG1, PDL1
Gene Description	CD274 molecule
Omim ID	605402
Gene Ontology	Hyperlink
Other Designations	CD274 antigen|OTTHUMP00000021029|programmed cell death 1 ligand 1

Pathway

- Cell adhesion molecules (CAMs)

Copyright © 2023 Abnova Corporation. All Rights Reserved.

Disease

- Addison Disease
- Arthritis
- Autoimmune Diseases
- Diabetes Mellitus
- Genetic Predisposition to Disease
- Graves Disease
- Lupus Erythematosus
- Multiple Sclerosis
- Narcolepsy
- Rheumatoid Nodule

Copyright © 2023 Abnova Corporation. All Rights Reserved.