Bioactive CellTx™ HuPro®

CD22 (Human) Recombinant Protein

Catalog # P10096 Size 100 ug

Applications

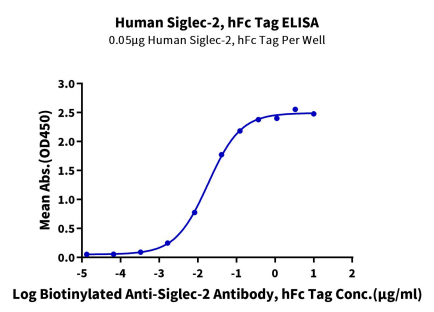

Enzyme-linked Immunoabsorbent Assay

Immobilized Human Siglec-2, hFc Tag at 0.5 ug/ml (100 ul/Well) on the plate. Dose response curve for Biotinylated Anti-Siglec-2 Antibody, hFc Tag with the EC_{50} of 18.4 ng/ml determined by ELISA.

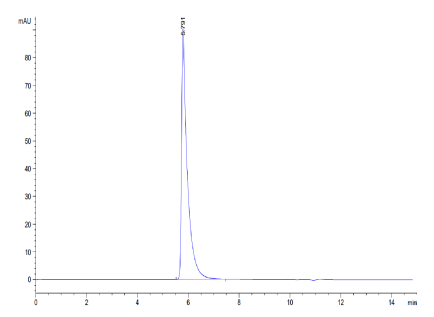

SEC-HPLC

The purity of Human Siglec-2 is greater than 95% as determined by SEC-HPLC

Copyright © 2023 Abnova Corporation. All Rights Reserved.



Tris-Bis PAGE

Human Siglec-2 on Tris-Bis PAGE under reduced condition. The purity is greater than 95%.

Specification

Product Description	Human CD22 (P20273-1, Asp20-Arg687) partial recombinant protein with hFc tag at C-terminus expressed in HEK293 cells.
Sequence	Asp20-Arg687
Host	Human
Theoretical MW (kDa)	101.9
Form	Lyophilized
Preparation Method	Mammalian cell (HEK293) expression system
Purity	> 95% as determined by Tris-Bis PAGE;> 95% as determined by HPLC
Endotoxin Level	< 1 EU per 1 ug of protein (determined by LAL method)
Quality Control Testing	SEC-HPLC SEC-HPLC The purity of Human Siglec-2 is greater than 95% as determined by SEC-HPLC Tris-Bis PAGE Human Siglec-2 on Tris-Bis PAGE under reduced condition. The purity is greater than 95%.

Copyright © 2023 Abnova Corporation. All Rights Reserved.

Recommend Usage	Biological Activity ELISA SEC-HPLC Tris-Bis PAGE The optimal working dilution should be determined by the end user.
Storage Buffer	Lyophilized from filtered solution in PBS, pH 7.4 (5% trehalose).
Storage Instruction	After reconstitution with deionized water to a final concentration more than 100 ug/ml, store at 4°C for 1 week. For long term storage, store at -80°C for 1 year. Aliquot to avoid repeated freezing and thawing.

Applications

- Functional Study
- Enzyme-linked Immunoabsorbent Assay

  Immobilized Human Siglec-2, hFc Tag at 0.5 ug/ml (100 ul/Well) on the plate. Dose response curve for Biotinylated Anti-Siglec-2 Antibody, hFc Tag with the EC_{50} of 18.4 ng/ml determined by ELISA.

Gene Info — CD22

Entrez GeneID	933
Protein Accession#	P20273-1
Gene Name	CD22
Gene Alias	FLJ22814, MGC130020, SIGLEC-2, SIGLEC2
Gene Description	CD22 molecule
Omim ID	107266
Gene Ontology	Hyperlink
Other Designations	CD22 antigen

Pathway

- B cell receptor signaling pathway
- Cell adhesion molecules (CAMs)

Copyright © 2023 Abnova Corporation. All Rights Reserved.

- Hematopoietic cell lineage

Disease

- Cardiovascular Diseases
- Diabetes Mellitus
- Edema
- Genetic Predisposition to Disease
- Lupus Erythematosus
- Scleroderma

Copyright © 2023 Abnova Corporation. All Rights Reserved.