Bioactive HuPro®

FGL1 (Human) Recombinant Protein

Catalog # P10071 Size 100 ug

Applications

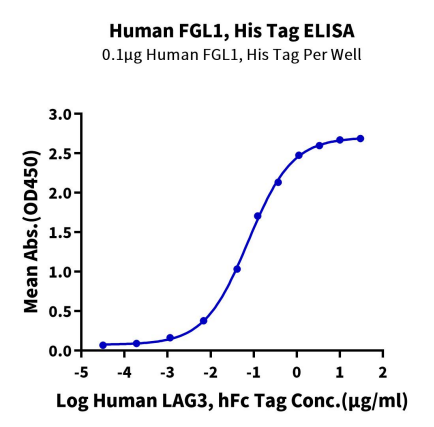

Enzyme-linked Immunoabsorbent Assay

Immobilized Human FGL1, His Tag at 1 ug/ml (100 ul/Well) on the plate. Dose response curve for Human LAG3, hFc Tag with the EC_{50} of 75.1 ng/ml determined by ELISA.

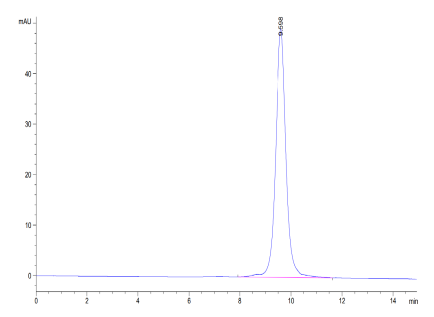

SEC-HPLC

The purity of Human FGL1 is greater than 95% as determined by SEC-HPLC.

Copyright © 2023 Abnova Corporation. All Rights Reserved.

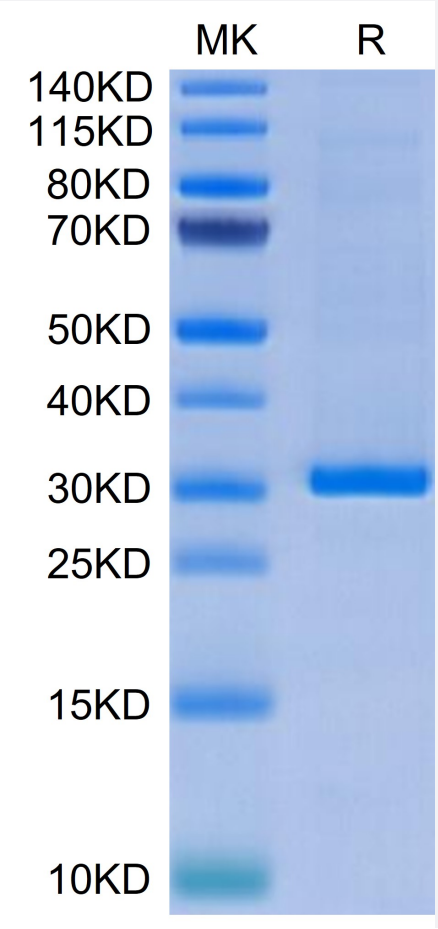

Tris-Bis PAGE

Human FGL1 on Tris-Bis PAGE under reduced condition. The purity is greater than 95%.

Specification

Product Description	Human FGL1 (Q08830, Asp64-Asn305) partial recombinant protein with His-Avi tag at N-terminus e xpressed in HEK293 cells.
Sequence	Asp64-Asn305
Host	Human
Theoretical MW (kDa)	31.9
Form	Lyophilized
Preparation Method	Mammalian cell (HEK293) expression system
Purity	> 95% as determined by Tris-Bis PAGE;> 95% as determined by HPLC
Endotoxin Level	< 1 EU per 1 ug of protein (determined by LAL method)
Quality Control Testing	SEC-HPLC SEC-HPLC The purity of Human FGL1 is greater than 95% as determined by SEC-HPLC. Tris-Bis PAGE Human FGL1 on Tris-Bis PAGE under reduced condition. The purity is greater than 95%.

Copyright © 2023 Abnova Corporation. All Rights Reserved.

Recommend Usage	Biological Activity ELISA SEC-HPLC Tris-Bis PAGE The optimal working dilution should be determined by the end user.
Storage Buffer	Lyophilized from filtered solution in PBS, pH 7.4 (8% trehalose).
Storage Instruction	After reconstitution with deionized water to a final concentration more than 100 ug/ml, store at 4°C for 1 week. For long term storage, store at -80°C for 1 year. Aliquot to avoid repeated freezing and thawing.

Applications

- Functional Study
- Enzyme-linked Immunoabsorbent Assay

  Immobilized Human FGL1, His Tag at 1 ug/ml (100 ul/Well) on the plate. Dose response curve for Human LAG3, hFc Tag with the EC_{50} of 75.1 ng/ml determined by ELISA.

Gene Info — FGL1

Entrez GeneID	2267
Protein Accession#	Q08830
Gene Name	FGL1
Gene Alias	HFREP1, HP-041, LFIRE1, MGC12455
Gene Description	fibrinogen-like 1
Omim ID	605776
Gene Ontology	Hyperlink
Gene Summary	Fibrinogen-like 1 is a member of the fibrinogen family. This protein is homologous to the carboxy t erminus of the fibrinogen beta- and gamma- subunits which contains the four conserved cysteines of fibrinogens and fibrinogen related proteins. However, this protein lacks the platelet-binding site, cross-linking region and a thrombin-sensitive site which are necessary for fibrin clot formation. Thi s protein may play a role in the development of hepatocellular carcinomas. Four alternatively splic ed transcript variants encoding the same protein exist for this gene. [provided by RefSeq
Other Designations	OTTHUMP00000122468|hepassocin|hepatocellular carcinoma-related sequence|hepatocyte-deri ved fibrinogen-related protein 1

Copyright © 2023 Abnova Corporation. All Rights Reserved.

Disease

- Carcinoma
- Cardiovascular Diseases
- Coronary Disease
- Diabetes Mellitus
- Disease Progression
- Edema
- Genetic Predisposition to Disease
- Hepatitis C
- Liver Neoplasms
- Tobacco Use Disorder
- Viremia

Copyright © 2023 Abnova Corporation. All Rights Reserved.