Bioactive HuPro®

DKFZp686O24166 (Human) Recombinant Protein

Catalog # P10020 Size 100 ug

Applications

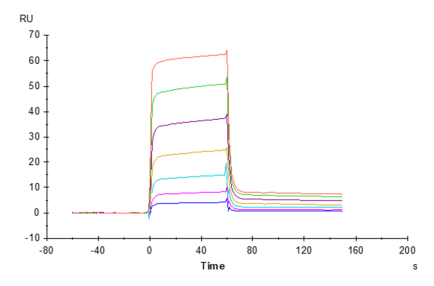

Surface Plasmon Resonance

Human B7-H6, hFc Tag captured on CM5 Chip via Protein A can bind Human NKp30, His Tag with an affinity constant of 0.292 uM as determined in SPR assay (Biacore T200).

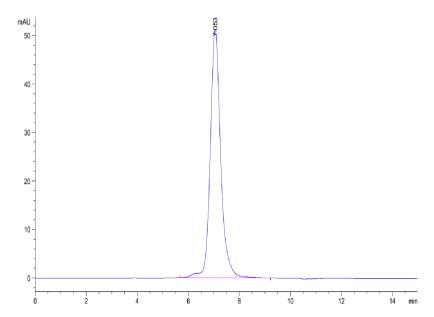

SEC-HPLC

The purity of Human B7-H6 is greater than 95% as determined by SEC-HPLC.

Copyright © 2023 Abnova Corporation. All Rights Reserved.



Tris-Bis PAGE

Human B7-H6 on Tris-Bis PAGE under reduced condition. The purity is greater than 95%.

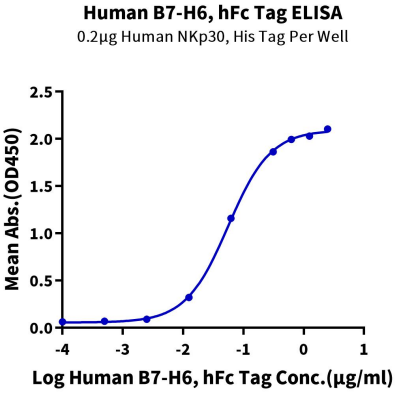

ELISA

Immobilized Human NKp30, His Tag at 2ug/ml (100ul/well) on the plate. Dose response curve for Human B7-H6, hFc Tag with the EC50 of 55.9ng/ml determined by ELISA (QC Test).

Specification

Product Description	Human DKFZp686O24166 (Q68D85-1, Asp25-Ser262) partial recombinant protein with hFc tag at C-terminus expressed in HEK293 cells.
Sequence	Asp25-Ser262
Host	Human
Theoretical MW (kDa)	53.4
Form	Lyophilized

Copyright © 2023 Abnova Corporation. All Rights Reserved.

Preparation Method	Mammalian cell (HEK293) expression system
Purity	> 95% as determined by Tris-Bis PAGE;> 95% as determined by HPLC
Endotoxin Level	< 1 EU per 1 ug of protein (determined by LAL method)
Quality Control Testing	SEC-HPLC SEC-HPLC The purity of Human B7-H6 is greater than 95% as determined by SEC-HPLC. Tris-Bis PAGE Human B7-H6 on Tris-Bis PAGE under reduced condition. The purity is greater than 95%. ELISA Immobilized Human NKp30, His Tag at 2ug/ml (100ul/well) on the plate. Dose response curve for Human B7-H6, hFc Tag with the EC50 of 55.9ng/ml determined by ELISA (QC Test).
Recommend Usage	Biological Activity ELISA SEC-HPLC SPR Tris-Bis PAGE The optimal working dilution should be determined by the end user.
Storage Buffer	Lyophilized from filtered solution in PBS, pH 7.4 (5% trehalose).
Storage Instruction	After reconstitution with deionized water to a final concentration more than 100 ug/ml, store at 4°C for 1 week. For long term storage, store at -80°C for 1 year. Aliquot to avoid repeated freezing and thawing.

Applications

- Functional Study
- Enzyme-linked Immunoabsorbent Assay
- Surface Plasmon Resonance

  Human B7-H6, hFc Tag captured on CM5 Chip via Protein A can bind Human NKp30, His Tag with an affinity constant of 0.292 uM as determined in SPR assay (Biacore T200).

Gene Info — DKFZp686O24166

Entrez GeneID	374383
Protein Accession#	Q68D85-1
Gene Name	DKFZp686O24166

Copyright © 2023 Abnova Corporation. All Rights Reserved.

Gene Alias	DKFZp686I21167
Gene Description	hypothetical protein DKFZp686O24166
Gene Ontology	Hyperlink
Other Designations	-

Copyright © 2023 Abnova Corporation. All Rights Reserved.