Bioactive CellTx™ HuPro®

CD200 (Human) Recombinant Protein

Catalog # P10019 Size 100 ug

Applications

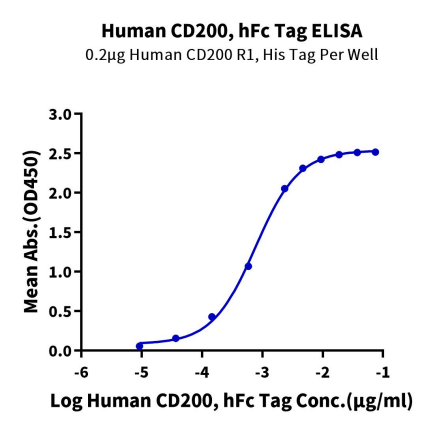

Enzyme-linked Immunoabsorbent Assay

Immobilized Human CD200 R1, His Tag at 2 ug/ml (100 ul/Well) on the plate. Dose response curve for Human CD200, hFc Tag with the EC_{50} of 0.77 ng/ml determined by ELISA.

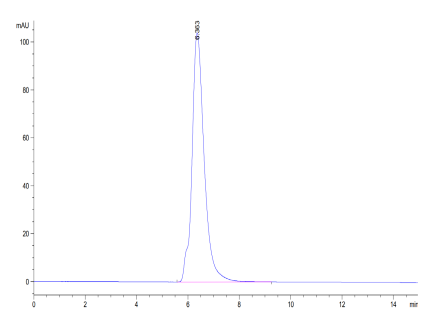

SEC-HPLC

The purity of Human CD200 is greater than 95% as determined by SEC-HPLC.

Copyright © 2023 Abnova Corporation. All Rights Reserved.

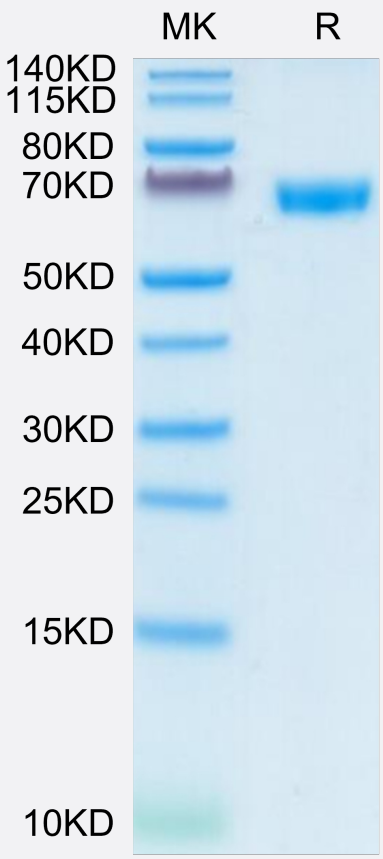

Tris-Bis PAGE

Human CD200 on Tris-Bis PAGE under reduced condition. The purity is greater than 95%.

Specification

Product Description	Human CD200 (P41217-1, Gln31-Gly232) partial recombinant protein with hFc tag at C-terminus expressed in HEK293 cells.
Sequence	Gln31-Gly232
Host	Human
Theoretical MW (kDa)	49.2
Form	Lyophilized
Preparation Method	Mammalian cell (HEK293) expression system
Purity	> 95% as determined by Tris-Bis PAGE;> 95% as determined by HPLC
Endotoxin Level	< 1 EU per 1 ug of protein (determined by LAL method)
Quality Control Testing	SEC-HPLC SEC-HPLC The purity of Human CD200 is greater than 95% as determined by SEC-HPLC. Tris-Bis PAGE Human CD200 on Tris-Bis PAGE under reduced condition. The purity is greater than 95%.

Copyright © 2023 Abnova Corporation. All Rights Reserved.

Recommend Usage	Biological Activity ELISA SEC-HPLC Tris-Bis PAGE The optimal working dilution should be determined by the end user.
Storage Buffer	Lyophilized from filtered solution in PBS, pH 7.4 (5% trehalose).
Storage Instruction	After reconstitution with deionized water to a final concentration more than 100 ug/ml, store at 4°C for 1 week. For long term storage, store at -80°C for 1 year. Aliquot to avoid repeated freezing and thawing.

Applications

- Functional Study
- Enzyme-linked Immunoabsorbent Assay

  Immobilized Human CD200 R1, His Tag at 2 ug/ml (100 ul/Well) on the plate. Dose response curve for Human CD200, hFc Tag with the EC_{50} of 0.77 ng/ml determined by ELISA.

Gene Info — CD200

Entrez GeneID	4345
Protein Accession#	P41217-1
Gene Name	CD200
Gene Alias	MOX1, MOX2, MRC, OX-2
Gene Description	CD200 molecule
Omim ID	155970
Gene Ontology	Hyperlink
Gene Summary	The protein encoded by this gene is a type-1 membrane glycoprotein, which contains two immuno globulin domains, and thus belongs to the immunoglobulin superfamily. Studies of the related gen es in mouse and rat suggest that this gene may regulate myeloid cell activity and delivers an inhibi tory signal for the macrophage lineage in diverse tissues. Multiple alternatively spliced transcript v ariants that encode different isoforms have been found for this gene. [provided by RefSeq
Other Designations	CD200 antigen|MRC OX-2 antigen|OX-2 membrane glycoprotein|antigen identified by monoclona l antibody MRC OX-2

Copyright © 2023 Abnova Corporation. All Rights Reserved.

Disease

- Tobacco Use Disorder

Copyright © 2023 Abnova Corporation. All Rights Reserved.