RecomAb™

SATB2 monoclonal antibody, clone RM365

Catalog # MAB21997 Size 100 uL

Applications

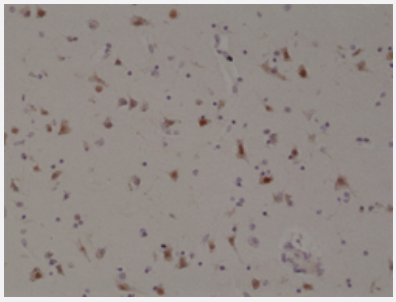

Immunohistochemistry (Formalin/PFA-fixed paraffin-embedded sections)

Immunohistochemical staining of human brain.

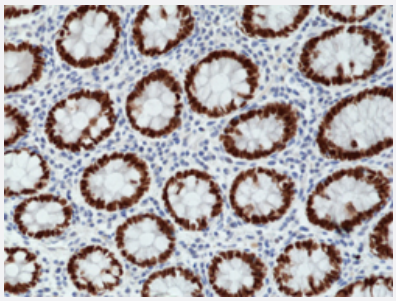

Immunohistochemistry (Formalin/PFA-fixed paraffin-embedded sections)

Immunohistochemical staining of human colon.

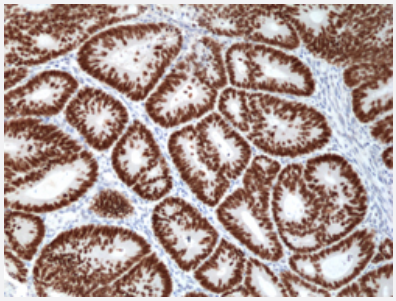

Immunohistochemistry (Formalin/PFA-fixed paraffin-embedded sections)

Immunohistochemical staining of human colon cancer.

Copyright © 2023 Abnova Corporation. All Rights Reserved.

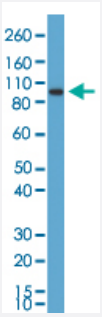

Western Blot (Cell lysate)

Western Blot (Cell lysate) analysis of K-562 cell lysates.

Specification

Product Description	Rabbit recombinant monoclonal antibody raised against human SATB2.
Antibody Species	Rabbit
Immunogen	Original antibody is raised against a synthetic peptide corresponding to C-terminus of human SATB 2.
Reactivity	Human
Specificity	This antibody reacts to human DNA-binding protein SATB2.
Form	Liquid
Purification	Protein A purification
Isotype	IgG
Recommend Usage	Immunohistochemistry (Formalin/PFA-fixed paraffin-embedded sections) (1:200-1000) Western Blot (1:1000-2000) The optimal working dilution should be determined by the end user.
Storage Buffer	In PBS (50% glycerol, 1% BSA, 0.09% sodium azide)
Storage Instruction	Store at -20°C. Aliquot to avoid repeated freezing and thawing.
Note	This product contains sodium azide: a POISONOUS AND HAZARDOUS SUBSTANCE which shoul d be handled by trained staff only.

Applications

Copyright © 2023 Abnova Corporation. All Rights Reserved.

- Immunohistochemistry (Formalin/PFA-fixed paraffin-embedded sections)

  Immunohistochemical staining of human brain.

- Immunohistochemistry (Formalin/PFA-fixed paraffin-embedded sections)

  Immunohistochemical staining of human colon.

- Immunohistochemistry (Formalin/PFA-fixed paraffin-embedded sections)

  Immunohistochemical staining of human colon cancer.

- Western Blot (Cell lysate)

  Western Blot (Cell lysate) analysis of K-562 cell lysates.

Gene Info — SATB2

Entrez GeneID	23314
Gene Name	SATB2
Gene Alias	FLJ21474, FLJ32076, KIAA1034, MGC119474, MGC119477
Gene Description	SATB homeobox 2
Omim ID	119540 608148
Gene Ontology	Hyperlink
Other Designations	OTTHUMP00000163655|SATB family member 2|two cut domains-containing homeodomain protein

Disease

- Cleft Lip
- Cleft Palate
- Genetic Predisposition to Disease

Copyright © 2023 Abnova Corporation. All Rights Reserved.