KIR2DL4 monoclonal antibody, clone 4C2D11

Catalog # MAB21403 Size 100 ug

Applications

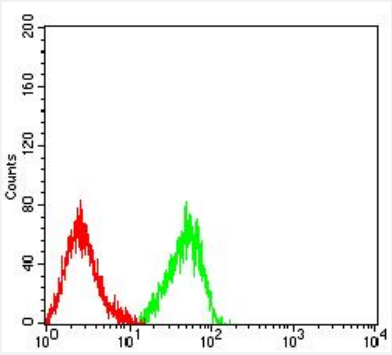

Flow Cytometry

Flow cytometric analysis of HL-60 cells with KIR2DL4 monoclonal antibody, clone 4C2D11 (Cat # MAB21403) (Green). Red: Negative Control.

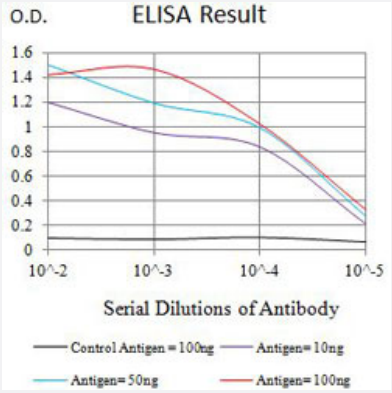

Enzyme-linked Immunoabsorbent Assay

ELISA analysis with KIR2DL4 monoclonal antibody, clone 4C2D11 (Cat # MAB21403).

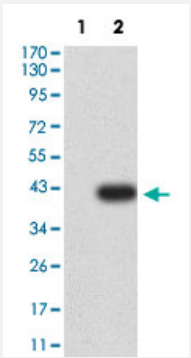

Western Blot (Transfected lysate)

Western Blot analysis of Lane 1: HEK293 and Lane 2: KIR2DL4-hIgGFc transfected HEK293 cell lysates with KIR2DL4 monoclonal antibody, clone 4C2D11 (Cat # MAB21403).

Specification

Copyright © 2023 Abnova Corporation. All Rights Reserved.

Product Description	Mouse monoclonal antibody raised against partial recombinant human KIR2DL4.
Immunogen	Recombinant protein corresponding to amino acids 22-120 of human KIR2DL4.
Host	Mouse
Theoretical MW (kDa)	41.5
Reactivity	Human
Form	Liquid
Isotype	IgG1
Recommend Usage	ELISA (1:10000) Flow Cytometry (1:200-1:400) Western Blot (1:500-1:2000) The optimal working dilution should be determined by the end user.
Storage Buffer	In PBS (0.05% sodium azide).
Storage Instruction	Store at 4°C. For long term storage store at -20°C. Aliquot to avoid repeated freezing and thawing.
Note	This product contains sodium azide: a POISONOUS AND HAZARDOUS SUBSTANCE which shoul d be handled by trained staff only.

Applications

- Flow Cytometry

  Flow cytometric analysis of HL-60 cells with KIR2DL4 monoclonal antibody, clone 4C2D11 (Cat # MAB21403) (Green). Red: Negative Control.

- Enzyme-linked Immunoabsorbent Assay

  ELISA analysis with KIR2DL4 monoclonal antibody, clone 4C2D11 (Cat # MAB21403).

- Western Blot (Transfected lysate)

  Western Blot analysis of Lane 1: HEK293 and Lane 2: KIR2DL4-hIgGFc transfected HEK293 cell lysates with KIR2DL4 monoclonal antibody, clone 4C2D11 (Cat # MAB21403).

Gene Info — KIR2DL4

Entrez GeneID	3805
Protein Accession#	Q99706

Copyright © 2023 Abnova Corporation. All Rights Reserved.

Gene Name	KIR2DL4
Gene Alias	CD158D, G9P, KIR103, KIR103AS
Gene Description	killer cell immunoglobulin-like receptor, two domains, long cytoplasmic tail, 4
Omim ID	604945
Gene Ontology	Hyperlink
Gene Summary	Killer cell immunoglobulin-like receptors (KIRs) are transmembrane glycoproteins expressed by n atural killer cells and subsets of T cells. The KIR genes are polymorphic and highly homologous an d they are found in a cluster on chromosome 19q13.4 within the 1 Mb leukocyte receptor complex (LRC). The gene content of the KIR gene cluster varies among haplotypes, although several "fram ework" genes are found in all haplotypes (KIR3DL3, KIR3DP1, KIR3DL4, KIR3DL2). The KIR prot eins are classified by the number of extracellular immunoglobulin domains (2D or 3D) and by whet her they have a long (L) or short (S) cytoplasmic domain. KIR proteins with the long cytoplasmic d omain transduce inhibitory signals upon ligand binding via an immune tyrosine-based inhibitory m otif (ITIM), while KIR proteins with the short cytoplasmic domain lack the ITIM motif and instead as sociate with the TYRO protein tyrosine kinase binding protein to transduce activating signals. The ligands for several KIR proteins are subsets of HLA class I molecules; thus, KIR proteins are thou ght to play an important role in regulation of the immune response. This gene is one of the "frame work" loci that is present on all haplotypes. Alternative splicing results in multiple transcript variant s. [provided by RefSeq
Other Designations	NK cell receptor|OTTHUMP00000068610|natural killer cell inhibitory receptor

Pathway

- Antigen processing and presentation
- Natural killer cell mediated cytotoxicity

Disease

- Abortion
- Acute Disease
- Autoimmune Diseases
- Behcet Syndrome
- Carcinoma
- Cervical Intraepithelial Neoplasia

Copyright © 2023 Abnova Corporation. All Rights Reserved.

- Cytomegalovirus Infections
- Diabetes Mellitus
- Disease Progression
- Familial Mediterranean fever
- Gastritis
- Genetic Predisposition to Disease
- Graft vs Host Disease
- Hematologic Neoplasms
- Hemorrhagic Fever
- Hepatitis B
- Hepatitis C
- HIV Infections
- Leprosy
- Leptospirosis
- Leukemia
- Liver Cirrhosis
- Liver Neoplasms
- Lung Neoplasms
- Lupus Erythematosus
- Multiple Sclerosis
- Osteoarthritis
- Papilloma
- Papillomavirus Infections
- Paraparesis
- Postoperative Complications
- Pre-Eclampsia

Copyright © 2023 Abnova Corporation. All Rights Reserved.

- Psoriasis
- Recurrence
- Spondylitis
- Syndrome
- Tumor Virus Infections
- Uterine Cervical Neoplasms
- Uveomeningoencephalitic Syndrome

Copyright © 2023 Abnova Corporation. All Rights Reserved.