ACTR3 monoclonal antibody, clone 3G2G1

Catalog # MAB17986 Size 100 ug

Applications

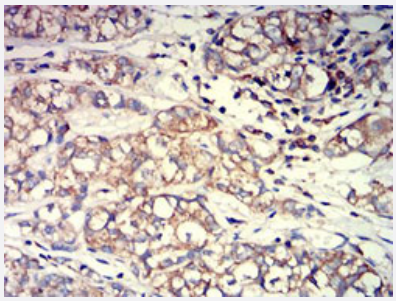

Immunohistochemistry (Formalin/PFA-fixed paraffin-embedded sections)

Immunohistochemical staining (Formalin-fixed paraffin-embedded sections) of human bladder carcinoma with ACTR3 monoclonal antibody, clone 3G2G1 (Cat # MAB17986).

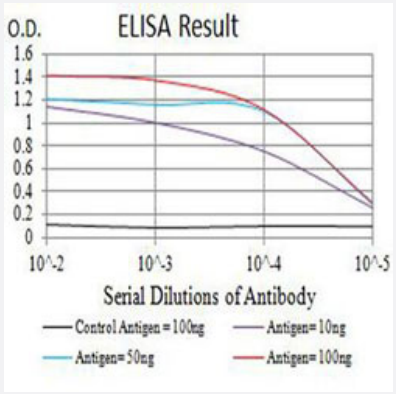

Enzyme-linked Immunoabsorbent Assay

ELISA analysis with ACTR3 monoclonal antibody, clone 3G2G1 (Cat # MAB17986).

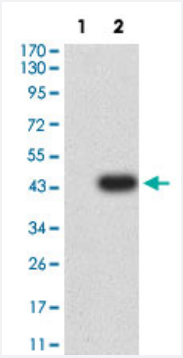

Western Blot (Transfected lysate)

Western Blot analysis of Lane 1: HEK293 and Lane 2: ACTR3-hIgGFc transfected HEK293 cell lysates with ACTR3 monoclonal antibody, clone 3G2G1 (Cat # MAB17986).

Specification

Product Description	Mouse monoclonal antibody raised against partial recombinant human ACTR3.

Copyright © 2023 Abnova Corporation. All Rights Reserved.

Immunogen	Recombinant protein corresponding to amino acids 287-418 of human ACTR3.
Host	Mouse
Theoretical MW (kDa)	47.4
Reactivity	Human
Form	Liquid
Isotype	IgG1
Recommend Usage	ELISA (1:10000) Immunofluorescence (1:200-1:1000) Immunohistochemistry (Formalin/PFA-fixed paraffin-embedded sections) Western Blot (1:100-1:500) The optimal working dilution should be determined by the end user.
Storage Buffer	In PBS (0.05% sodium azide).
Storage Instruction	Store at 4°C. For long term storage store at -20°C. Aliquot to avoid repeated freezing and thawing.
Note	This product contains sodium azide: a POISONOUS AND HAZARDOUS SUBSTANCE which shoul d be handled by trained staff only.

Applications

- ### Immunohistochemistry (Formalin/PFA-fixed paraffin-embedded sections)

  Immunohistochemical staining (Formalin-fixed paraffin-embedded sections) of human bladder carcinoma with ACTR3 monoclonal antibody, clone 3G2G1 (Cat # MAB17986).

- ### Immunofluorescence

- ### Enzyme-linked Immunoabsorbent Assay

  ELISA analysis with ACTR3 monoclonal antibody, clone 3G2G1 (Cat # MAB17986).

- ### Western Blot (Transfected lysate)

  Western Blot analysis of Lane 1: HEK293 and Lane 2: ACTR3-hIgGFc transfected HEK293 cell lysates with ACTR3 monoclonal antibody, clone 3G2G1 (Cat # MAB17986).

Gene Info — ACTR3

Entrez GeneID	10096

Copyright © 2023 Abnova Corporation. All Rights Reserved.

Protein Accession#	P61158
Gene Name	ACTR3
Gene Alias	ARP3
Gene Description	ARP3 actin-related protein 3 homolog (yeast)
Omim ID	604222
Gene Ontology	Hyperlink
Gene Summary	The specific function of this gene has not yet been determined; however, the protein it encodes is known to be a major constituent of the ARP2/3 complex. This complex is located at the cell surface and is essential to cell shape and motility through lamellipodial actin assembly and protrusion. [provided by RefSeq
Other Designations	ARP3 actin-related protein 3 homolog

Copyright © 2023 Abnova Corporation. All Rights Reserved.