PRKAA2 monoclonal antibody, clone 8E11H5

Catalog # MAB17897 Size 100 ug

Applications

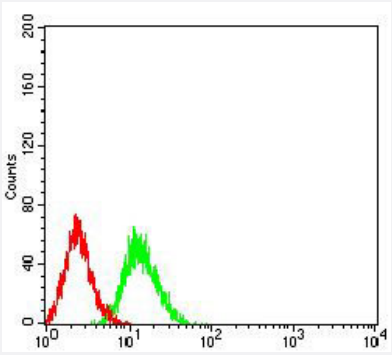

Flow Cytometry

Flow cytometric analysis of Jurkat cells with PRKAA2 monoclonal antibody, clone 8E11H5 (Cat # MAB17897) (Green). Red: Negative Control.

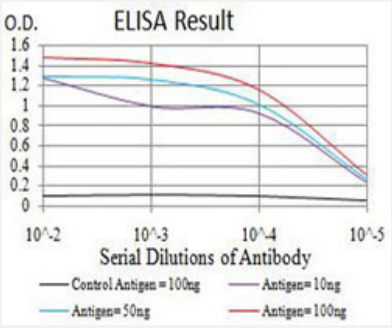

Enzyme-linked Immunoabsorbent Assay

ELISA analysis with PRKAA2 monoclonal antibody, clone 8E11H5 (Cat # MAB17897).

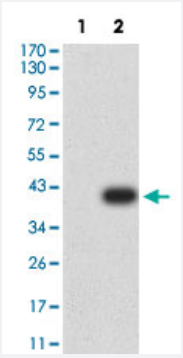

Western Blot (Transfected lysate)

Western Blot analysis of Lane 1: HEK293 and Lane 2: PRKAA2-hIgGFc transfected HEK293 cell lysates with PRKAA2 monoclonal antibody, clone 8E11H5 (Cat # MAB17897).

Specification

Product Description	Mouse monoclonal antibody raised against partial recombinant human PRKAA2.

Copyright © 2023 Abnova Corporation. All Rights Reserved.

Immunogen	Recombinant protein corresponding to amino acids 453-552 of human PRKAA2.
Host	Mouse
Theoretical MW (kDa)	62.3
Reactivity	Human
Form	Liquid
Isotype	IgG1
Recommend Usage	ELISA (1:10000) Flow Cytometry (1:200-1:400) Western Blot (1:100-1:500) The optimal working dilution should be determined by the end user.
Storage Buffer	In PBS (0.05% sodium azide).
Storage Instruction	Store at 4°C. For long term storage store at -20°C. Aliquot to avoid repeated freezing and thawing.
Note	This product contains sodium azide: a POISONOUS AND HAZARDOUS SUBSTANCE which shoul d be handled by trained staff only.

Applications

- Flow Cytometry

  Flow cytometric analysis of Jurkat cells with PRKAA2 monoclonal antibody, clone 8E11H5 (Cat # MAB17897) (Green). Red: Negative Control.

- Enzyme-linked Immunoabsorbent Assay

  ELISA analysis with PRKAA2 monoclonal antibody, clone 8E11H5 (Cat # MAB17897).

- Western Blot (Transfected lysate)

  Western Blot analysis of Lane 1: HEK293 and Lane 2: PRKAA2-hIgGFc transfected HEK293 cell lysates with PRKAA2 monoclonal antibody, clone 8E11H5 (Cat # MAB17897).

Gene Info — PRKAA2

Entrez GeneID	5563
Protein Accession#	P54646
Gene Name	PRKAA2

Copyright © 2023 Abnova Corporation. All Rights Reserved.

Gene Alias	AMPK, AMPK2, PRKAA
Gene Description	protein kinase, AMP-activated, alpha 2 catalytic subunit
Omim ID	600497
Gene Ontology	Hyperlink
Gene Summary	The protein encoded by this gene is a catalytic subunit of the AMP-activated protein kinase (AMPK). AMPK is a heterotrimer consisting of an alpha catalytic subunit, and non-catalytic beta and gamma subunits. AMPK is an important energy-sensing enzyme that monitors cellular energy status. In response to cellular metabolic stresses, AMPK is activated, and thus phosphorylates and inactivates acetyl-CoA carboxylase (ACC) and beta-hydroxy beta-methylglutaryl-CoA reductase (HMGCR), key enzymes involved in regulating de novo biosynthesis of fatty acid and cholesterol. Studies of the mouse counterpart suggest that this catalytic subunit may control whole-body insulin sensitivity and is necessary for maintaining myocardial energy homeostasis during ischemia. [provided by RefSeq
Other Designations	5'-AMP-activated protein kinase, catalytic alpha-2 chain|AMP-activated protein kinase alpha 2 catalytic subunit|AMPK-alpha-2 chain|OTTHUMP00000009993

Pathway

- Adipocytokine signaling pathway
- Hypertrophic cardiomyopathy (HCM)
- Insulin signaling pathway
- mTOR signaling pathway
- Regulation of autophagy

Disease

- Atherosclerosis
- Calcinosis
- Cardiovascular Diseases
- Coronary Artery Disease
- Diabetes Mellitus
- Drug Toxicity

Copyright © 2023 Abnova Corporation. All Rights Reserved.

- Edema
- Genetic Predisposition to Disease
- Hypercholesterolemia
- Insulin Resistance

Copyright © 2023 Abnova Corporation. All Rights Reserved.