TRAF2 monoclonal antibody, clone 4A12D9

Catalog # MAB17850 Size 100 ug

Applications

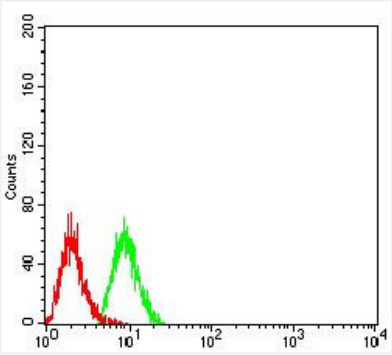

Flow Cytometry

Flow cytometric analysis of HeLa cells using TRAF2 mouse monoclonal antibody (green) and negative control (red).

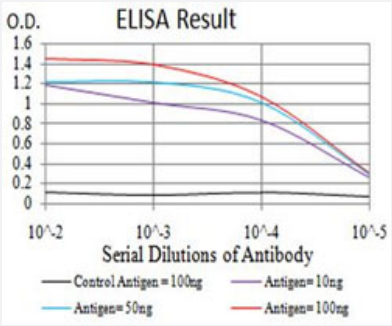

Enzyme-linked Immunoabsorbent Assay

ELISA analysis of TRAF2 monoclonal antibody.

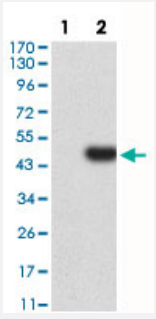

Western Blot (Transfected lysate)

Western Blot (Transfected lysate) analysis of (1) HEK293, (2) TRAF2-hIgGFc transfected HEK293 cell lysate.

Copyright © 2023 Abnova Corporation. All Rights Reserved.

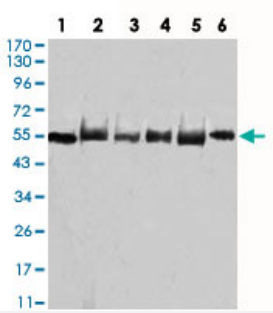

Western Blot

Western Blot analysis of (1) MCF-7, (2) A431, (3) HeLa, (4) Jurkat, (5) HEK293, (6) Ramos cell lysate.

Specification

Product Description	Mouse monoclonal antibody raised against recombinant human TRAF2.
Immunogen	Recombinant protein corresponding to amino acids 39-188 of human TRAF2 from *E. coli*.
Host	Mouse
Theoretical MW (kDa)	55.8
Reactivity	Human
Form	Liquid
Isotype	IgG2b
Recommend Usage	ELISA (1:10000) Flow Cytometry (1:200-400) Western Blot (1:100-1:500) The optimal working dilution should be determined by the end user.
Storage Buffer	In PBS (0.05% sodium azide).
Storage Instruction	Store at 4°C. For long term storage store at -20°C. Aliquot to avoid repeated freezing and thawing.
Note	This product contains sodium azide: a POISONOUS AND HAZARDOUS SUBSTANCE which shoul d be handled by trained staff only.

Applications

- Flow Cytometry

Flow cytometric analysis of HeLa cells using TRAF2 mouse monoclonal antibody (green) and negative control (red).

Copyright © 2023 Abnova Corporation. All Rights Reserved.

- Enzyme-linked Immunoabsorbent Assay

  ELISA analysis of TRAF2 monoclonal antibody.

- Western Blot (Transfected lysate)

  Western Blot (Transfected lysate) analysis of (1) HEK293, (2) TRAF2-hIgGFc transfected HEK293 cell lysate.

- Western Blot

  Western Blot analysis of (1) MCF-7, (2) A431, (3) HeLa, (4) Jurkat, (5) HEK293, (6) Ramos cell lysate.

Gene Info — TRAF2

Entrez GeneID	7186
Gene Name	TRAF2
Gene Alias	MGC:45012, TRAP, TRAP3
Gene Description	TNF receptor-associated factor 2
Omim ID	601895
Gene Ontology	Hyperlink
Gene Summary	The protein encoded by this gene is a member of the TNF receptor associated factor (TRAF) protein family. TRAF proteins associate with, and mediate the signal transduction from members of the TNF receptor superfamily. This protein directly interacts with TNF receptors, and forms a heterodimeric complex with TRAF1. This protein is required for TNF-alpha-mediated activation of MAPK8/JNK and NF-kappaB. The protein complex formed by this protein and TRAF1 interacts with the inhibitor-of-apoptosis proteins (IAPs), and functions as a mediator of the anti-apoptotic signals from TNF receptors. The interaction of this protein with TRADD, a TNF receptor associated apoptotic signal transducer, ensures the recruitment of IAPs for the direct inhibition of caspase activation. BIRC2/c-IAP1, an apoptosis inhibitor possessing ubiquitin ligase activity, can unbiquitinate and induce the degradation of this protein, and thus potentiate TNF-induced apoptosis. Multiple alternatively spliced transcript variants have been found for this gene, but the biological validity of only one transcript has been determined. [provided by RefSeq
Other Designations	OTTHUMP00000022625|OTTHUMP00000064745|tumor necrosis factor type 2 receptor associated protein 3

Pathway

- Adipocytokine signaling pathway
- Apoptosis

Copyright © 2023 Abnova Corporation. All Rights Reserved.

- MAPK signaling pathway
- Pathways in cancer
- Small cell lung cancer

Disease

- Alzheimer disease
- Cardiovascular Diseases
- Connective Tissue Diseases
- Diabetes Complications
- Diabetes Mellitus
- Ductus Arteriosus
- Edema
- Fetal Diseases
- Genetic Predisposition to Disease
- Hematologic Diseases
- HIV Infections
- Hodgkin Disease
- Infant
- Infection
- Inflammation
- Lymphoma
- Lymphoproliferative Disorders
- Metabolic Syndrome X
- Multiple Myeloma
- Musculoskeletal Diseases
- Neoplasms

Copyright © 2023 Abnova Corporation. All Rights Reserved.

- Occupational Diseases
- Osteoporosis
- Pregnancy Complications
- Premature Birth
- Retinopathy of Prematurity
- Skin Diseases
- Waldenstrom Macroglobulinemia
- Werner syndrome

Copyright © 2023 Abnova Corporation. All Rights Reserved.