NEUROD1 monoclonal antibody, clone 6E9G12

Catalog # MAB17799 Size 100 uL

Applications

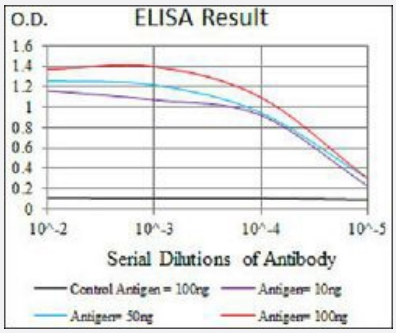

Enzyme-linked Immunoabsorbent Assay

ELISA analysis of NEUROD1 monoclonal antibody, clone 6E9G12.

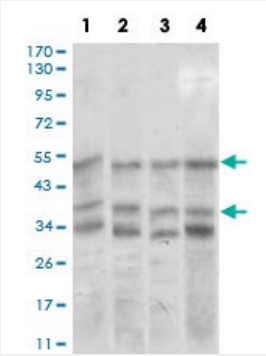

Western Blot (Cell lysate)

Western blot analysis of (1) NIH/3T3 cell, (2) SK-N-SH cell, (3) COS7 cell, (4) MCF-7 cell with NEUROD1 monoclonal antibody.

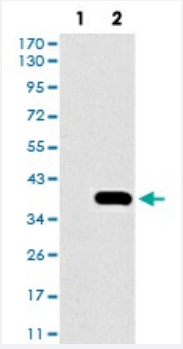

Western Blot (Transfected lysate)

Western blot analysis of (1) HEK293 cells, (2) NEUROD1-hIgGFc transfected HEK293 cell lysate with NEUROD1 monoclonal antibody.

Specification

Product Description	Mouse monoclonal antibody raised against recombinant human NEUROD1.

Copyright © 2023 Abnova Corporation. All Rights Reserved.

Immunogen	Recombinant protein corresponding to amino acids 26-91 of human NEUROD1 from *E. coli*.
Host	Mouse
Theoretical MW (kDa)	40
Reactivity	Human, Monkey, Mouse
Form	Liquid
Isotype	IgG1
Recommend Usage	ELISA (1:10000) Flow Cytometry Immunocytochemistry Immunohistochemistry Western Blot (1:500-1:2000) The optimal working dilution should be determined by the end user.
Storage Buffer	In ascites (0.03% sodium azide).
Storage Instruction	Store at 4°C. For long term storage store at -20°C. Aliquot to avoid repeated freezing and thawing.
Note	This product contains sodium azide: a POISONOUS AND HAZARDOUS SUBSTANCE which shoul d be handled by trained staff only.

Applications

- Enzyme-linked Immunoabsorbent Assay

  ELISA analysis of NEUROD1 monoclonal antibody, clone 6E9G12.

- Western Blot (Cell lysate)

  Western blot analysis of (1) NIH/3T3 cell, (2) SK-N-SH cell, (3) COS7 cell, (4) MCF-7 cell with NEUROD1 monoclonal antibody.

- Western Blot (Transfected lysate)

  Western blot analysis of (1) HEK293 cells, (2) NEUROD1-hIgGFc transfected HEK293 cell lysate with NEUROD1 monoclonal antibody.

Gene Info — NEUROD1

Entrez GeneID	4760
Gene Name	NEUROD1

Copyright © 2023 Abnova Corporation. All Rights Reserved.

Gene Alias	BETA2, BHF-1, NEUROD, bHLHa3
Gene Description	neurogenic differentiation 1
Omim ID	125853 601724
Gene Ontology	Hyperlink
Gene Summary	This gene encodes a member of the NeuroD family of basic helix-loop-helix (bHLH) transcription factors. The protein forms heterodimers with other bHLH proteins and activates transcription of genes that contain a specific DNA sequence known as the E-box. It regulates expression of the insulin gene, and mutations in this gene result in type II diabetes mellitus. [provided by RefSeq
Other Designations	basic helix-loop-helix transcription factor|beta-cell E-box transactivator 2|neurogenic differentiation factor 1|neurogenic helix-loop-helix protein NEUROD

Pathway

- Maturity onset diabetes of the young

Disease

- Albuminuria
- Cardiovascular Diseases
- Diabetes
- Diabetes Mellitus
- Diabetic Nephropathies
- Diabetic Retinopathy
- Edema
- Genetic Predisposition to Disease
- Glucose Intolerance
- Infant
- Mental Disorders
- Obesity

Copyright © 2023 Abnova Corporation. All Rights Reserved.