SLAMF7 monoclonal antibody, clone 5G5A4

Catalog # MAB17638 Size 100 ug

Applications

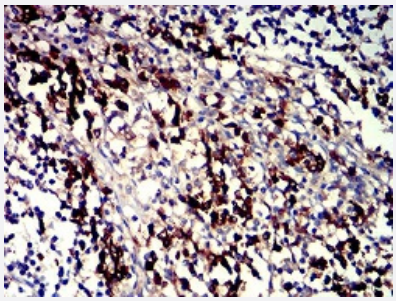

Immunohistochemistry (Formalin/PFA-fixed paraffin-embedded sections)

Immunohistochemical staining of paraffin-embedded tonsil tissues with SLAMF7 monoclonal antibody.

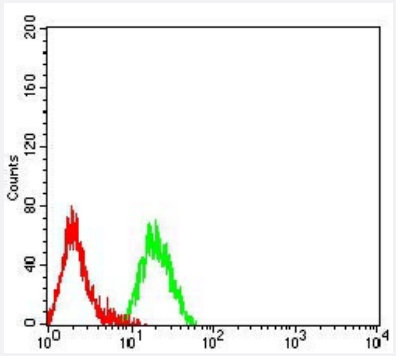

Flow Cytometry

Flow cytometric analysis of Raji cells with SLAMF7 monoclonal antibody (green) and negative control (red).

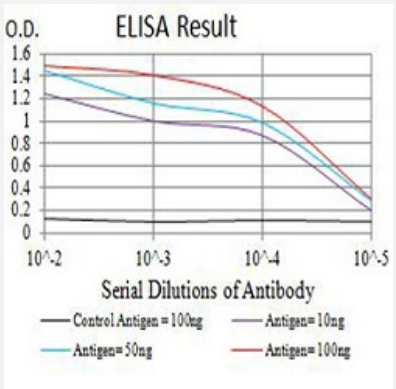

Enzyme-linked Immunoabsorbent Assay

ELISA analysis of SLAMF7 monoclonal antibody, clone 5G5A4.

Copyright © 2023 Abnova Corporation. All Rights Reserved.

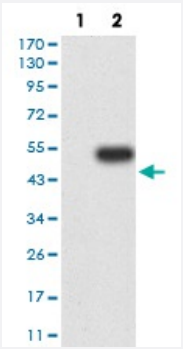

Western Blot (Transfected lysate)

Western blot analysis of (1) HEK293 cells, (2) SLAMF7-hIgGFc transfected HEK293 cell lysate.

Specification

Product Description	Mouse monoclonal antibody raised against recombinant human SLAMF7.
Immunogen	Recombinant protein corresponding to amino acid 23-226 of human SLAMF7 from *E. coli*.
Host	Mouse
Theoretical MW (kDa)	37.4
Reactivity	Human
Form	Liquid
Isotype	IgG1
Recommend Usage	ELISA (1:10000) Western Blot (1:500-1:2000) Immunocytochemistry Flow Cytometry (1:200-1:400) Immunohistochemistry (1:200-1:1000) The optimal working dilution should be determined by the end user.
Storage Buffer	In PBS (0.05% sodium azide).
Storage Instruction	Store at 4°C. For long term storage store at -20°C. Aliquot to avoid repeated freezing and thawing.
Note	This product contains sodium azide: a POISONOUS AND HAZARDOUS SUBSTANCE which shoul d be handled by trained staff only.

Applications

Copyright © 2023 Abnova Corporation. All Rights Reserved.

- Immunohistochemistry (Formalin/PFA-fixed paraffin-embedded sections)

  Immunohistochemical staining of paraffin-embedded tonsil tissues with SLAMF7 monoclonal antibody.

- Flow Cytometry

  Flow cytometric analysis of Raji cells with SLAMF7 monoclonal antibody (green) and negative control (red).

- Enzyme-linked Immunoabsorbent Assay

  ELISA analysis of SLAMF7 monoclonal antibody, clone 5G5A4.

- Western Blot (Transfected lysate)

  Western blot analysis of (1) HEK293 cells, (2) SLAMF7-hIgGFc transfected HEK293 cell lysate.

Gene Info — SLAMF7

Entrez GeneID	57823
Gene Name	SLAMF7
Gene Alias	19A, CD319, CRACC, CS1
Gene Description	SLAM family member 7
Omim ID	606625
Gene Ontology	Hyperlink
Other Designations	19A24 protein|CD2-like receptor activating cytotoxic cells|OTTHUMP00000025677|novel LY9 (lymphocyte antigen 9) like protein

Disease

- Genetic Predisposition to Disease
- Lupus Erythematosus

Copyright © 2023 Abnova Corporation. All Rights Reserved.