CHRNB2 monoclonal antibody, clone 2D12A2

Catalog # MAB17554 Size 100 ug

Applications

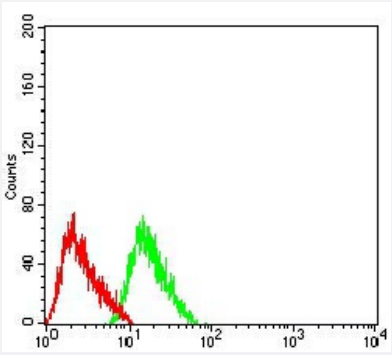

Flow Cytometry

Flow cytometric analysis of SH-SY5Y cells with CHRNB2 monoclonal antibody (green) and negative control (red).

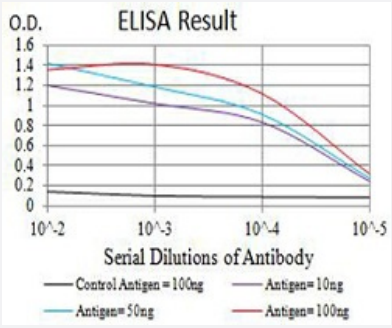

Enzyme-linked Immunoabsorbent Assay

ELISA analysis of CHRNB2 monoclonal antibody, clone 2D12A2.

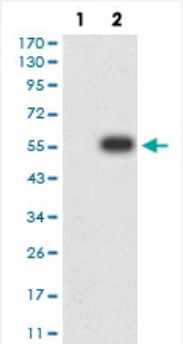

Western Blot (Transfected lysate)

Western blot analysis of (1) HEK293 cells, (2) CHRNB2-hIgGFc transfected HEK293 cell lysate.

Specification

Product Description	Mouse monoclonal antibody raised against recombinant human CHRNB2.

Copyright © 2023 Abnova Corporation. All Rights Reserved.

Immunogen	Recombinant protein corresponding to amino acid 26-233 of human CHRNB2 from *E. coli*.
Host	Mouse
Theoretical MW (kDa)	57
Reactivity	Human
Form	Liquid
Isotype	IgG2a
Recommend Usage	ELISA (1:10000) Western Blot (1:500-1:2000) Immunocytochemistry Flow Cytometry (1:200-1:400) Immunohistochemistry The optimal working dilution should be determined by the end user.
Storage Buffer	In PBS (0.05% sodium azide).
Storage Instruction	Store at 4°C. For long term storage store at -20°C. Aliquot to avoid repeated freezing and thawing.
Note	This product contains sodium azide: a POISONOUS AND HAZARDOUS SUBSTANCE which shoul d be handled by trained staff only.

Applications

- Flow Cytometry

  Flow cytometric analysis of SH-SY5Y cells with CHRNB2 monoclonal antibody (green) and negative control (red).

- Enzyme-linked Immunoabsorbent Assay

  ELISA analysis of CHRNB2 monoclonal antibody, clone 2D12A2.

- Western Blot (Transfected lysate)

  Western blot analysis of (1) HEK293 cells, (2) CHRNB2-hIgGFc transfected HEK293 cell lysate.

Gene Info — CHRNB2

Entrez GeneID	1141
Gene Name	CHRNB2
Gene Alias	EFNL3, nAChRB2

Copyright © 2023 Abnova Corporation. All Rights Reserved.

Gene Description	cholinergic receptor, nicotinic, beta 2 (neuronal)
Omim ID	118507 605375
Gene Ontology	Hyperlink
Gene Summary	Neuronal acetylcholine receptors are homo- or heteropentameric complexes composed of homol ogous alpha and beta subunits. They belong to a superfamily of ligand-gated ion channels which a llow the flow of sodium and potassium across the plasma membrane in response to ligands such as acetylcholine and nicotine. This gene encodes one of several beta subunits. Mutations in this g ene are associated with autosomal dominant nocturnal frontal lobe epilepsy. [provided by RefSeq
Other Designations	OTTHUMP00000035374|cholinergic receptor, nicotinic, beta polypeptide 2 (neuronal)|neuronal ni cotinic acetylcholine receptor beta 2

Disease

- Alcoholism
- Alcohol-Related Disorders
- Alzheimer disease
- Amphetamine-Related Disorders
- Bipolar Disorder
- Cognition
- Disease Models
- Epilepsy
- Genetic Predisposition to Disease
- Genetics
- Mental Disorders
- Narcolepsy
- Obesity
- Ovarian Failure
- Polycystic Ovary Syndrome
- Psychiatric Status Rating Scales

Copyright © 2023 Abnova Corporation. All Rights Reserved.

- Psychological Tests
- Psychoses
- Puberty
- Recurrence
- Schizophrenia
- Schizophrenic Psychology
- Seizures
- Substance Withdrawal Syndrome
- Thrombophilia
- Tobacco Use Disorder
- Weight Gain

Copyright © 2023 Abnova Corporation. All Rights Reserved.