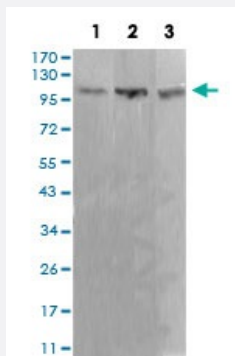


ADAR monoclonal antibody, clone 4E2B5

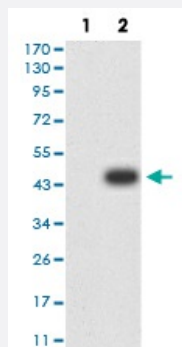
Catalog # MAB17514 Size 100 ug

Applications



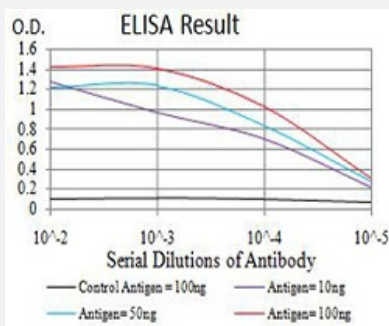
Western Blot (Cell lysate)

Western blot analysis of (1) Ramos cell, (2) K562 cell, (3) Jurkat cell with ADAR monoclonal antibody.



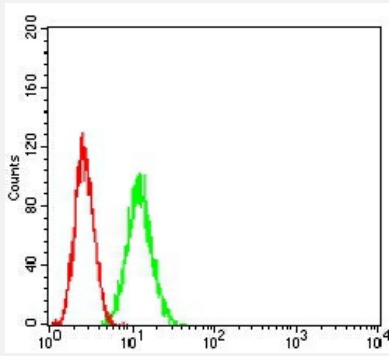
Western Blot (Transfected lysate)

Western blot analysis of (1) HEK293 cells, (2) ADAR-hlgGfc transfected HEK293 cell lysate.



Enzyme-linked Immunoabsorbent Assay

ELISA analysis of ADAR monoclonal antibody, clone 4E2B5.



Flow Cytometry

Flow cytometric analysis of Hela cells with ADAR monoclonal antibody (green) and negative control (red).

Specification

Product Description	Mouse monoclonal antibody raised against recombinant human ADAR.
Immunogen	Recombinant protein corresponding to amino acid 1085-1223 of human ADAR from <i>E. coli</i> .
Host	Mouse
Theoretical MW (kDa)	136
Reactivity	Human
Form	Liquid
Isotype	IgG1
Recommend Usage	ELISA (1:10000) Western Blot (1:500-1:2000) Immunocytochemistry Flow Cytometry (1:200-1:400) Immunohistochemistry The optimal working dilution should be determined by the end user.
Storage Buffer	In PBS (0.05% sodium azide).
Storage Instruction	Store at 4°C. For long term storage store at -20°C. Aliquot to avoid repeated freezing and thawing.
Note	This product contains sodium azide: a POISONOUS AND HAZARDOUS SUBSTANCE which should be handled by trained staff only.

Applications

- Western Blot (Cell lysate)

Western blot analysis of (1) Ramos cell, (2) K562 cell, (3) Jurkat cell with ADAR monoclonal antibody.

- Western Blot (Transfected lysate)

Western blot analysis of (1) HEK293 cells, (2) ADAR-hlgGfc transfected HEK293 cell lysate.

- Enzyme-linked Immunoabsorbent Assay

ELISA analysis of ADAR monoclonal antibody, clone 4E2B5.

- Flow Cytometry

Flow cytometric analysis of Hela cells with ADAR monoclonal antibody (green) and negative control (red).

Gene Info — ADAR

Entrez GeneID [103](#)

Gene Name ADAR

Gene Alias ADAR1, DRADA, DSH, DSRAD, G1P1, IFI4, IF4, K88dsRBP, p136

Gene Description adenosine deaminase, RNA-specific

Omim ID [127400](#) [146920](#)

Gene Ontology [Hyperlink](#)

Gene Summary This gene encodes the enzyme responsible for RNA editing by site-specific deamination of adenosines. This enzyme destabilizes double stranded RNA through conversion of adenosine to inosine. Mutations in this gene have been associated with dyschromatosis symmetrica hereditaria. Alternate transcriptional splice variants, encoding different isoforms, have been characterized. [provided by RefSeq]

Other Designations 136 kDa double-stranded RNA binding protein|OTTHUMP00000035372|OTTHUMP00000035373|adenosine deaminase acting on RNA 1-A|double-stranded RNA-specific adenosine deaminase|interferon-induced protein 4|interferon-inducible protein 4

Pathway

- [Atrazine degradation](#)

Disease

- [Genetic Predisposition to Disease](#)
- [Hepatitis B](#)
- [Hepatitis C](#)
- [Liver Cirrhosis](#)
- [Multiple Sclerosis](#)
- [Tobacco Use Disorder](#)