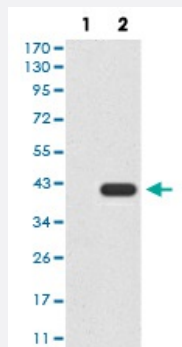


SIRT4 monoclonal antibody, clone 6A12D7

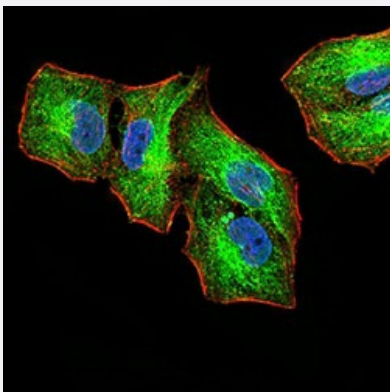
Catalog # MAB17147 Size 100 ug

Applications



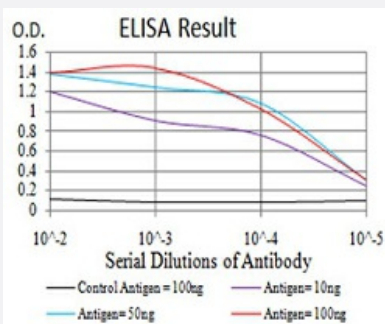
Western Blot (Transfected lysate)

Western Blot analysis of (1) HEK293 cells, (2) SIRT4-hlgGfc transfected HEK293 cell lysate.



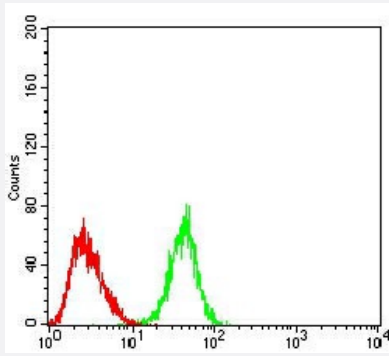
Immunocytochemistry

Immunocytochemical staining of HeLa cells with SIRT4 monoclonal antibody (green). DRAQ5 fluorescent DNA dye (blue). Actin filaments have been labeled with Alexa Fluor-555 phalloidin (red).



Enzyme-linked Immunoabsorbent Assay

ELISA analysis of SIRT4 monoclonal antibody, clone 6A12D7.



Flow Cytometry

Flow cytometric analysis of HeLa cells with SIRT4 monoclonal antibody (green) and negative control (red).

Specification

Product Description	Mouse monoclonal antibody raised against recombinant human SIRT4.
Immunogen	Recombinant protein corresponding to amino acid 215-314 of human SIRT4 from <i>E. coli</i> .
Host	Mouse
Theoretical MW (kDa)	35.2kDa
Reactivity	Human
Form	Liquid
Isotype	IgG1
Recommend Usage	ELISA (1:10000) Western Blot (1:500-1:2000) Immunohistochemistry Immunocytochemistry (1:200-1:1000) Flow Cytometry (1:200-1:400) The optimal working dilution should be determined by the end user.
Storage Buffer	In PBS (0.05% sodium azide).
Storage Instruction	Store at 4°C. For long term storage store at -20°C. Aliquot to avoid repeated freezing and thawing.
Note	This product contains sodium azide: a POISONOUS AND HAZARDOUS SUBSTANCE which should be handled by trained staff only.

Applications

- Western Blot (Transfected lysate)

Western Blot analysis of (1) HEK293 cells, (2) SIRT4-hlgGfc transfected HEK293 cell lysate.

- Immunocytochemistry

Immunocytochemical staining of HeLa cells with SIRT4 monoclonal antibody (green). DRAQ5 fluorescent DNA dye (blue). Actin filaments have been labeled with Alexa Fluor- 555 phalloidin (red).

- Enzyme-linked Immunoabsorbent Assay

ELISA analysis of SIRT4 monoclonal antibody, clone 6A12D7.

- Flow Cytometry

Flow cytometric analysis of HeLa cells with SIRT4 monoclonal antibody (green) and negative control (red).

Gene Info — SIRT4

Entrez GeneID [23409](#)

Gene Name SIRT4

Gene Alias MGC130046, MGC130047, MGC57437, SIR2L4

Gene Description sirtuin (silent mating type information regulation 2 homolog) 4 (S. cerevisiae)

Omim ID [604482](#)

Gene Ontology [Hyperlink](#)

Gene Summary This gene encodes a member of the sirtuin family of proteins, homologs to the yeast Sir2 protein. Members of the sirtuin family are characterized by a sirtuin core domain and grouped into four classes. The functions of human sirtuins have not yet been determined; however, yeast sirtuin proteins are known to regulate epigenetic gene silencing and suppress recombination of rDNA. Studies suggest that the human sirtuins may function as intracellular regulatory proteins with mono-ADP-ribosyltransferase activity. The protein encoded by this gene is included in class IV of the sirtuin family. [provided by RefSeq]

Other Designations sir2-like 4|sirtuin 4|sirtuin type 4

Disease

- [Diabetes Mellitus](#)
- [Genetic Predisposition to Disease](#)