HDAC4 monoclonal antibody, clone 5E4A5

Catalog # MAB17136 Size 100 ug

Applications

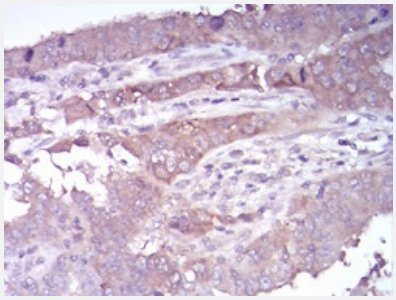

Immunohistochemistry (Formalin/PFA-fixed paraffin-embedded sections)

Immunohistochemical staining of paraffin-embedded endometrial cancer tissues with HDAC4 monoclonal antibody.

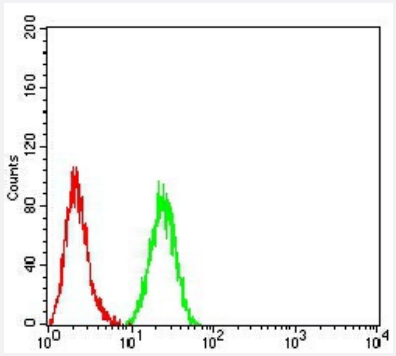

Flow Cytometry

Flow cytometric analysis of HeLa cells with HDAC4 monoclonal antibody (green) and negative control (red).

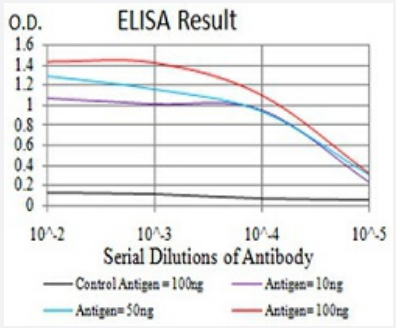

Enzyme-linked Immunoabsorbent Assay

ELISA analysis of HDAC4 monoclonal antibody, clone 5E4A5.

Copyright © 2023 Abnova Corporation. All Rights Reserved.

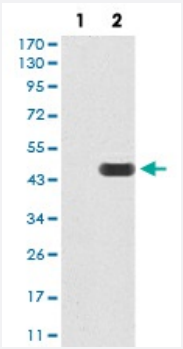

Western Blot (Transfected lysate)

Western Blot analysis of (1) HEK293 cells, (2) HDAC4-hIgGFc transfected HEK293 cell lysate.

Specification

Product Description	Mouse monoclonal antibody raised against recombinant human HDAC4.
Immunogen	Recombinant protein corresponding to amino acid 456-592 of human HDAC4 from *E. coli*.
Host	Mouse
Theoretical MW (kDa)	119kDa
Reactivity	Human
Form	Liquid
Isotype	IgG1
Recommend Usage	ELISA (1:10000) Western Blot (1:500-1:2000) Immunohistochemistry (1:200-1:1000) Immunocytochemistry Flow Cytometry (1:200-1:400) The optimal working dilution should be determined by the end user.
Storage Buffer	In PBS (0.05% sodium azide).
Storage Instruction	Store at 4°C. For long term storage store at -20°C. Aliquot to avoid repeated freezing and thawing.
Note	This product contains sodium azide: a POISONOUS AND HAZARDOUS SUBSTANCE which shoul d be handled by trained staff only.

Applications

Copyright © 2023 Abnova Corporation. All Rights Reserved.

- Immunohistochemistry (Formalin/PFA-fixed paraffin-embedded sections)

  Immunohistochemical staining of paraffin-embedded endometrial cancer tissues with HDAC4 monoclonal antibody.

- Flow Cytometry

  Flow cytometric analysis of HeLa cells with HDAC4 monoclonal antibody (green) and negative control (red).

- Enzyme-linked Immunoabsorbent Assay

  ELISA analysis of HDAC4 monoclonal antibody, clone 5E4A5.

- Western Blot (Transfected lysate)

  Western Blot analysis of (1) HEK293 cells, (2) HDAC4-hIgGFc transfected HEK293 cell lysate.

Gene Info — HDAC4

Entrez GeneID	9759
Gene Name	HDAC4
Gene Alias	HA6116, HD4, HDAC-A, HDACA, KIAA0288
Gene Description	histone deacetylase 4
Omim ID	605314
Gene Ontology	Hyperlink
Gene Summary	Histones play a critical role in transcriptional regulation, cell cycle progression, and developmental events. Histone acetylation/deacetylation alters chromosome structure and affects transcription fa ctor access to DNA. The protein encoded by this gene belongs to class II of the histone deacetyla se/acuc/apha family. It possesses histone deacetylase activity and represses transcription when t ethered to a promoter. This protein does not bind DNA directly, but through transcription factors M EF2C and MEF2D. It seems to interact in a multiprotein complex with RbAp48 and HDAC3. [prov ided by RefSeq
Other Designations	histone deacetylase A

Disease

- Cardiovascular Diseases
- Carotid Stenosis
- Cleft Lip

Copyright © 2023 Abnova Corporation. All Rights Reserved.

- Cleft Palate
- Craniofacial Abnormalities
- Diabetes Mellitus
- Edema
- Genetic Predisposition to Disease
- Mouth Abnormalities
- Schizophrenia

Copyright © 2023 Abnova Corporation. All Rights Reserved.