TERT monoclonal antibody, clone 3H2G9

Catalog # MAB16721 Size 100 ug

Applications

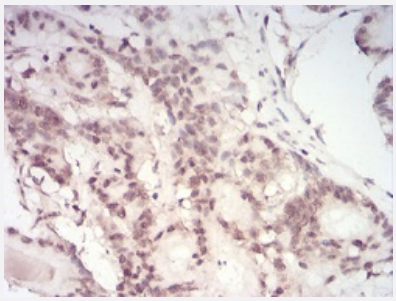

Immunohistochemistry (Formalin/PFA-fixed paraffin-embedded sections)

Immunohistochemical staining of paraffin-embedded colon cancer tissues with TERT monoclonal antibody.

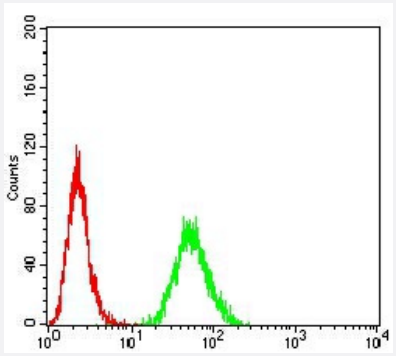

Flow Cytometry

Flow cytometric analysis of Hela cells with TERT monoclonal antibody (green) and negative control (red).

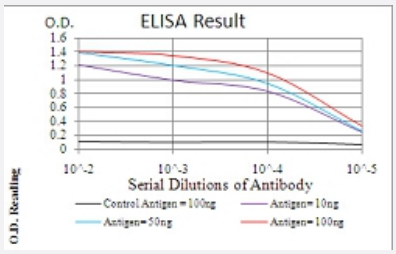

Enzyme-linked Immunoabsorbent Assay

ELISA analysis of TERT monoclonal antibody, clone 3H2G9.

Copyright © 2023 Abnova Corporation. All Rights Reserved.

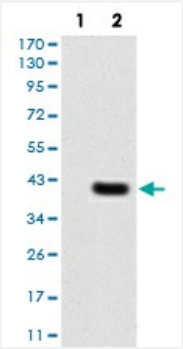

Western Blot (Transfected lysate)

Western blot analysis of Lane 1: HEK293 cell; Lane 2: TERT-hIgGFc transfected HEK293 cell with TERT monoclonal antibody.

Specification

Product Description	Mouse monoclonal antibody raised against recombinant human TERT.
Immunogen	Recombinant protein corresponding to amino acid 1029-1132 of human TERT from *E. coli*.
Host	Mouse
Theoretical MW (kDa)	127
Reactivity	Human
Form	Liquid
Isotype	IgG1
Recommend Usage	ELISA (1:10000) Western Blot (1:500-1:2000) Immunohistochemistry (1:200-1:1000) Immunocytochemistry Flow Cytometry (1:200-1:400) The optimal working dilution should be determined by the end user.
Storage Buffer	In PBS (0.05% sodium azide).
Storage Instruction	Store at 4°C. For long term storage store at -20°C. Aliquot to avoid repeated freezing and thawing.
Note	This product contains sodium azide: a POISONOUS AND HAZARDOUS SUBSTANCE which shoul d be handled by trained staff only.

Applications

Copyright © 2023 Abnova Corporation. All Rights Reserved.

- Immunohistochemistry (Formalin/PFA-fixed paraffin-embedded sections)

  Immunohistochemical staining of paraffin-embedded colon cancer tissues with TERT monoclonal antibody.

- Flow Cytometry

  Flow cytometric analysis of Hela cells with TERT monoclonal antibody (green) and negative control (red).

- Enzyme-linked Immunoabsorbent Assay

  ELISA analysis of TERT monoclonal antibody, clone 3H2G9.

- Western Blot (Transfected lysate)

  Western blot analysis of Lane 1: HEK293 cell; Lane 2: TERT-hIgGFc transfected HEK293 cell with TERT monoclonal antibody.

Gene Info — TERT

Entrez GeneID	7015
Gene Name	TERT
Gene Alias	EST2, TCS1, TP2, TRT, hEST2
Gene Description	telomerase reverse transcriptase
Omim ID	187270 609135
Gene Ontology	Hyperlink
Gene Summary	Telomerase is a ribonucleoprotein polymerase that maintains telomere ends by addition of the tel omere repeat TTAGGG. The enzyme consists of a protein component with reverse transcriptase activity, encoded by this gene, and an RNA component which serves as a template for the telomer e repeat. Telomerase expression plays a role in cellular senescence, as it is normally repressed i n postnatal somatic cells resulting in progressive shortening of telomeres. Deregulation of telomer ase expression in somatic cells may be involved in oncogenesis. Studies in mouse suggest that t elomerase also participates in chromosomal repair, since de novo synthesis of telomere repeats may occur at double-stranded breaks. Alternatively spliced variants encoding different isoforms of telomerase reverse transcriptase have been identified; the full-length sequence of some variants has not been determined. Alternative splicing at this locus is thought to be one mechanism of regu lation of telomerase activity. [provided by RefSeq
Other Designations	telomerase catalytic subunit

Disease

- Adenocarcinoma

Copyright © 2023 Abnova Corporation. All Rights Reserved.

- Anemia
- Asthma
- Bone Marrow Diseases
- Brain Neoplasms
- Breast cancer
- Breast Neoplasms
- Carcinoma
- Cardiovascular Diseases
- Coronary Artery Disease
- Diabetes Mellitus
- Disease Progression
- Dyskeratosis Congenita
- Eczema
- Edema
- Endometrial Neoplasms
- Esophageal Neoplasms
- Genetic Predisposition to Disease
- Genomic Instability
- Glioblastoma
- Glioma
- Head and Neck Neoplasms
- Hepatitis
- Hypersensitivity
- Leukemia
- Lung Neoplasms
- Melanoma

Copyright © 2023 Abnova Corporation. All Rights Reserved.

- Meningeal Neoplasms
- Meningioma
- Myocardial Infarction
- Neoplasm Metastasis
- Neoplasms
- Ovarian Neoplasms
- Pancreatic Neoplasms
- Papillomavirus Infections
- Pulmonary Disease
- Pulmonary Fibrosis
- Rhinitis
- Skin Neoplasms
- Syndrome
- Testicular Neoplasms
- Tobacco Use Disorder
- Urinary Bladder Neoplasms
- Uterine Cervical Neoplasms
- Virus Diseases
- Werner syndrome

Copyright © 2023 Abnova Corporation. All Rights Reserved.