TCL1A monoclonal antibody, clone 2E3A5

Catalog # MAB16636 Size 100 ug

Applications

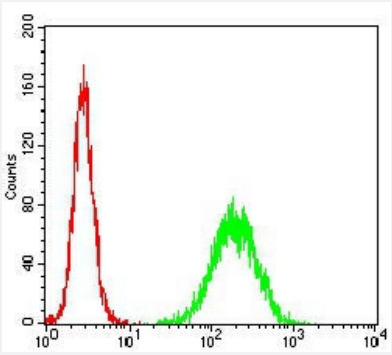

Flow Cytometry

Flow cytometric analysis of Hela cells with TCL1A monoclonal antibody (green) and negative control (red).

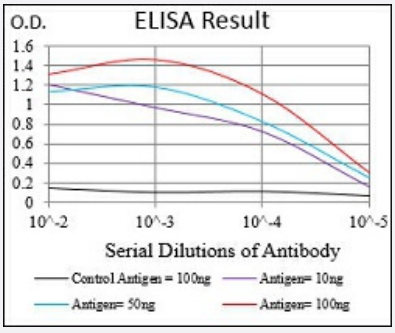

Enzyme-linked Immunoabsorbent Assay

ELISA analysis of TCL1A monoclonal antibody, clone 2E3A5.

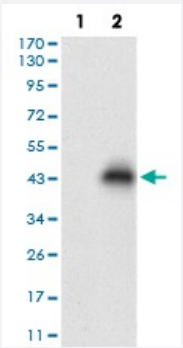

Western Blot (Transfected lysate)

Western blot analysis of Lane 1: HEK293 cell; Lane 2: TCL1A-hIgGFc transfected HEK293 cell with TCL1A monoclonal antibody.

Specification

Product Description	Mouse monoclonal antibody raised against recombinant human TCL1A.

Copyright © 2023 Abnova Corporation. All Rights Reserved.

Immunogen	Recombinant protein corresponding to amino acid 10-104 of human TCL1A from *E. coli*.
Host	Mouse
Theoretical MW (kDa)	13.5
Reactivity	Human
Form	Liquid
Isotype	IgG1
Recommend Usage	ELISA (1:10000) Western Blot (1:500-1:2000) Flow Cytometry (1:200-1:400) The optimal working dilution should be determined by the end user.
Storage Buffer	In PBS (0.05% sodium azide).
Storage Instruction	Store at 4°C. For long term storage store at -20°C. Aliquot to avoid repeated freezing and thawing.
Note	This product contains sodium azide: a POISONOUS AND HAZARDOUS SUBSTANCE which shoul d be handled by trained staff only.

Applications

- Flow Cytometry

  Flow cytometric analysis of Hela cells with TCL1A monoclonal antibody (green) and negative control (red).

- Enzyme-linked Immunoabsorbent Assay

  ELISA analysis of TCL1A monoclonal antibody, clone 2E3A5.

- Western Blot (Transfected lysate)

  Western blot analysis of Lane 1: HEK293 cell; Lane 2: TCL1A-hIgGFc transfected HEK293 cell with TCL1A monoclonal antibody.

Gene Info — TCL1A

Entrez GeneID	8115
Gene Name	TCL1A
Gene Alias	TCL1

Copyright © 2023 Abnova Corporation. All Rights Reserved.

Gene Description	T-cell leukemia/lymphoma 1A
Omim ID	186960
Gene Ontology	Hyperlink
Other Designations	T-cell lymphoma-1|T-cell lymphoma-1A

Disease

- Breast Neoplasms
- Tobacco Use Disorder

Copyright © 2023 Abnova Corporation. All Rights Reserved.