RBL2 monoclonal antibody, clone 2C8A8

Catalog # MAB16616 Size 100 ug

Applications

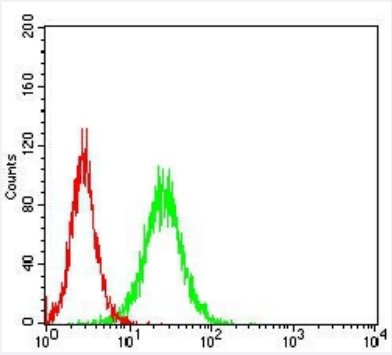

Flow Cytometry

Flow cytometric analysis of Hela cells with RBL2 monoclonal antibody (green) and negative control (red).

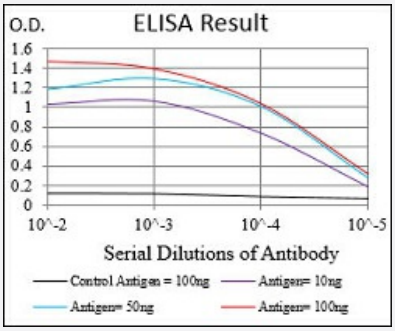

Enzyme-linked Immunoabsorbent Assay

ELISA analysis of RBL2 monoclonal antibody, clone 2C8A8.

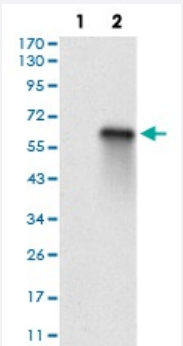

Western Blot (Transfected lysate)

Western blot analysis of Lane 1: HEK293 cell; Lane 2: RBL2-hIgGFc transfected HEK293 cell with RBL2 monoclonal antibody.

Specification

Product Description	Mouse monoclonal antibody raised against recombinant human RBL2.

Copyright © 2023 Abnova Corporation. All Rights Reserved.

Immunogen	Recombinant protein corresponding to amino acid 939-1139 of human RBL2 from *E. coli*.
Host	Mouse
Theoretical MW (kDa)	128.4
Reactivity	Human
Form	Liquid
Isotype	IgG1
Recommend Usage	ELISA (1:10000) Western Blot (1:500-1:2000) Flow Cytometry (1:200-1:400) The optimal working dilution should be determined by the end user.
Storage Buffer	In PBS (0.05% sodium azide).
Storage Instruction	Store at 4°C. For long term storage store at -20°C. Aliquot to avoid repeated freezing and thawing.
Note	This product contains sodium azide: a POISONOUS AND HAZARDOUS SUBSTANCE which shoul d be handled by trained staff only.

Applications

- Flow Cytometry

  Flow cytometric analysis of Hela cells with RBL2 monoclonal antibody (green) and negative control (red).

- Enzyme-linked Immunoabsorbent Assay

  ELISA analysis of RBL2 monoclonal antibody, clone 2C8A8.

- Western Blot (Transfected lysate)

  Western blot analysis of Lane 1: HEK293 cell; Lane 2: RBL2-hIgGFc transfected HEK293 cell with RBL2 monoclonal antibody.

Gene Info — RBL2

Entrez GeneID	5934
Gene Name	RBL2
Gene Alias	FLJ26459, P130, Rb2
Gene Description	retinoblastoma-like 2 (p130)

Copyright © 2023 Abnova Corporation. All Rights Reserved.

Omim ID	180203
Gene Ontology	Hyperlink
Other Designations	-

Pathway

- Cell cycle
- TGF-beta signaling pathway

Disease

- Genetic Predisposition to Disease
- Ovarian Neoplasms

Copyright © 2023 Abnova Corporation. All Rights Reserved.