TH monoclonal antibody, clone 1D8

Catalog # MAB12883 Size 50 uL

Applications

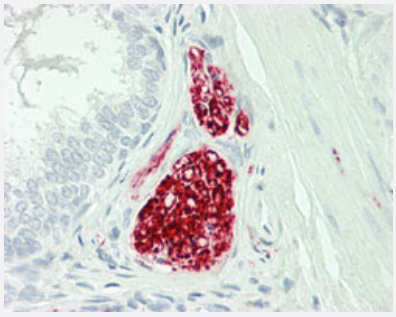

Immunohistochemistry (Formalin/PFA-fixed paraffin-embedded sections)

Immunohistochemical staining (Formalin-fixed paraffin-embedded sections) of human prostate, nerve with TH monoclonal antibody, clone 1D8 (Cat # MAB12883).

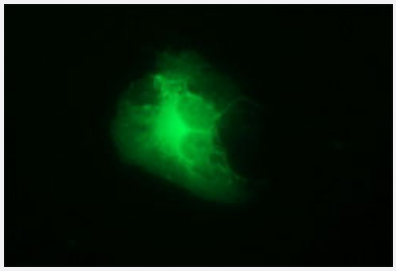

Immunofluorescence

Immunofluorescent staining of COS-7 cells with TH monoclonal antibody, clone 1D8 (Cat # MAB12883) transiently transfected by pCMV6-ENTRY TH.

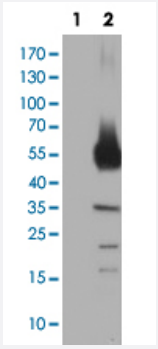

Western Blot (Transfected lysate)

Western Blot analysis of HEK293T cells transfected with the Lane 1: pCMV6-ENTRY control and Lane 2: pCMV6-ENTRY TH cDNA for 48 hrs (5 ug/lane) using TH monoclonal antibody, clone 1D8 (Cat # MAB12883).

Specification

Product Description	Mouse monoclonal antibody raised against full length recombinant human TH.
Immunogen	Recombinant protein corresponding to full length human TH.

Copyright © 2023 Abnova Corporation. All Rights Reserved.

Host	Mouse
Reactivity	Human
Form	Liquid
Purification	Protein A/G purification
Isotype	IgG1
Recommend Usage	Immunofluorescence (1:100) Immunohistochemistry (Formalin/PFA-fixed paraffin-embedded sections) (10 ug/mL) Western Blot (1:4000) The optimal working dilution should be determined by the end user.
Storage Buffer	In PBS, pH 7.3 (50% glycerol, 1% BSA, 0.02% sodium azide).
Storage Instruction	Store at -20°C. Aliquot to avoid repeated freezing and thawing.
Note	This product contains sodium azide: a POISONOUS AND HAZARDOUS SUBSTANCE which shoul d be handled by trained staff only.

Applications

- Immunohistochemistry (Formalin/PFA-fixed paraffin-embedded sections)

  Immunohistochemical staining (Formalin-fixed paraffin-embedded sections) of human prostate, nerve with TH monoclonal antibody, clone 1D8 (Cat # MAB12883).

- Immunofluorescence

  Immunofluorescent staining of COS-7 cells with TH monoclonal antibody, clone 1D8 (Cat # MAB12883) transiently transfected by pCMV6-ENTRY TH.

- Western Blot (Transfected lysate)

  Western Blot analysis of HEK293T cells transfected with the Lane 1: pCMV6-ENTRY control and Lane 2: pCMV6-ENTRY TH cDNA for 48 hrs (5 ug/lane) using TH monoclonal antibody, clone 1D8 (Cat # MAB12883).

Gene Info — TH

Entrez GeneID	7054
Protein Accession#	P07101
Gene Name	TH

Copyright © 2023 Abnova Corporation. All Rights Reserved.

Gene Alias	TYH
Gene Description	tyrosine hydroxylase
Omim ID	191290
Gene Ontology	Hyperlink
Gene Summary	The protein encoded by this gene is involved in the conversion of tyrosine to dopamine. It is the rate-limiting enzyme in the synthesis of catecholamines, hence plays a key role in the physiology of adrenergic neurons. Mutations in this gene have been associated with autosomal recessive Segawa syndrome. Alternatively spliced transcript variants encoding different isoforms have been noted for this gene. [provided by RefSeq
Other Designations	OTTHUMP00000011225|OTTHUMP00000011226|tyrosine 3-monooxygenase

Pathway

- Isoquinoline alkaloid biosynthesis
- Metabolic pathways
- Tyrosine metabolism

Disease

- Alcoholism
- Anorexia Nervosa
- Attention Deficit Disorder with Hyperactivity
- Autistic Disorder
- Birth Weight
- Body Weight
- Borderline Personality Disorder
- Bulimia
- Cardiomegaly
- Cardiovascular Diseases
- Cognition

Copyright © 2023 Abnova Corporation. All Rights Reserved.

- Death
- Depressive Disorder
- Diabetes Mellitus
- Disease Models
- Disease Susceptibility
- Dystonic Disorders
- Edema
- Genetic Predisposition to Disease
- Hypercholesterolemia
- Hypertension
- Hypertrophy
- Insulin Resistance
- Mental Disorders
- Metabolic Syndrome X
- Migraine Disorders
- Multiple Sclerosis
- Myocardial Infarction
- Obesity
- Ovarian Failure
- Parkinson disease
- Personality Assessment
- Personality Inventory
- Polycystic Ovary Syndrome
- Pre-Eclampsia
- Prostate cancer
- Prostatic Neoplasms

Copyright © 2023 Abnova Corporation. All Rights Reserved.

- Psychiatric Status Rating Scales
- Puberty
- Pulmonary Edema
- Schizophrenia
- Schizophrenic Psychology
- Stomach Neoplasms
- Stress
- Sudden Infant Death
- Thrombophilia
- Tobacco Use Disorder
- Weight Gain

Copyright © 2023 Abnova Corporation. All Rights Reserved.