CHRM2 monoclonal antibody, clone 1424CT461.78.60

Catalog # MAB12363 Size 400 uL

Applications

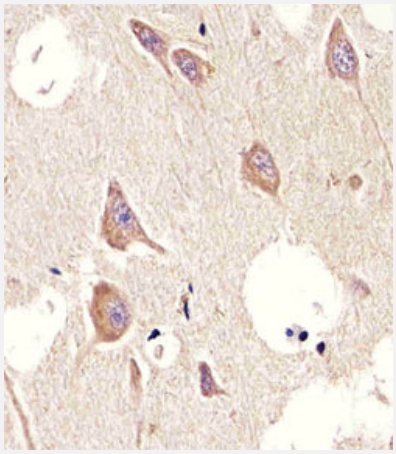

Immunohistochemistry (Formalin/PFA-fixed paraffin-embedded sections)

Immunohistochemical staining of paraffin-embedded human brain section reacted with CHRM2 monoclonal antibody (Cat # MAB12363) at 1:25 dilution.

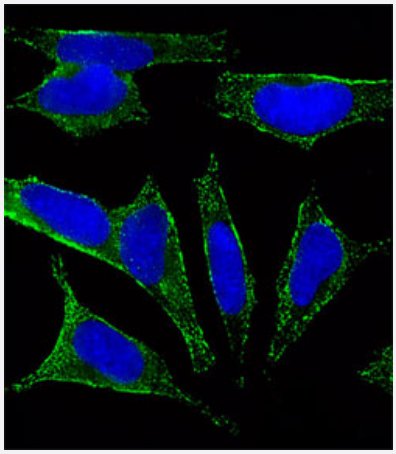

Immunofluorescence

Immunofluorescent staining of SH-SY5Y cells reacted with CHRM2 monoclonal antibody (Cat # MAB12363) at 1:25 dilution.

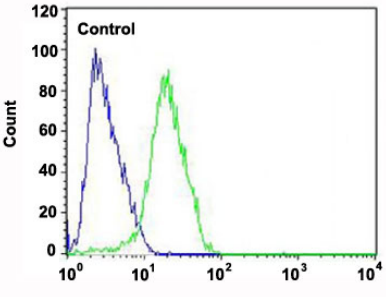

Flow Cytometry

Flow cytometric analysis of SH-SY5Y cells (green histogram) and an isotype control of mouse IgG1 (blue histogram) reacted with CHRM2 monoclonal antibody (Cat # MAB12363) at 1:25 dilution.

Copyright © 2023 Abnova Corporation. All Rights Reserved.

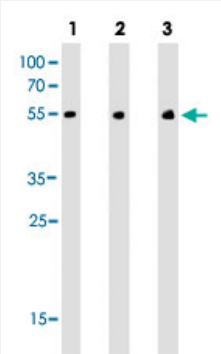

Western Blot

Western blot analysis of Lane 1: SH-SY5Y cell line lysates Lane 2: human brain tissue lysates Lane 3: mouse brain tissue lysates reacted with CHRM2 monoclonal antibody (Cat # MAB12363) at 1:500 dilution.

Specification

Product Description	Mouse monoclonal antibody raised against human CHRM2.
Immunogen	Recombinant protein corresponding to human CHRM2.
Host	Mouse
Reactivity	Human, Mouse
Form	Liquid
Purification	Protein G purification
Isotype	IgG1, kappa
Recommend Usage	Flow Cytometry (1:25) Immunohistochemistry (1:25) Immunofluorescence (1:25) Western Blot (1:500) The optimal working dilution should be determined by the end user.
Storage Buffer	In PBS (0.09% sodium azide)
Storage Instruction	Store at 4°C. For long term storage store at -20°C. Aliquot to avoid repeated freezing and thawing.
Note	This product contains sodium azide: a POISONOUS AND HAZARDOUS SUBSTANCE which shoul d be handled by trained staff only.

Applications

Copyright © 2023 Abnova Corporation. All Rights Reserved.

- Immunohistochemistry (Formalin/PFA-fixed paraffin-embedded sections)

  Immunohistochemical staining of paraffin-embedded human brain section reacted with CHRM2 monoclonal antibody (Cat # MAB12363) at 1:25 dilution.

- Immunofluorescence

  Immunofluorescent staining of SH-SY5Y cells reacted with CHRM2 monoclonal antibody (Cat # MAB12363) at 1:25 dilution.

- Flow Cytometry

  Flow cytometric analysis of SH-SY5Y cells (green histogram) and an isotype control of mouse IgG1 (blue histogram) reacted with CHRM2 monoclonal antibody (Cat # MAB12363) at 1:25 dilution.

- Western Blot

  Western blot analysis of Lane 1: SH-SY5Y cell line lysates Lane 2: human brain tissue lysates Lane 3: mouse brain tissue lysates reacted with CHRM2 monoclonal antibody (Cat # MAB12363) at 1:500 dilution.

Gene Info — CHRM2

Entrez GeneID	1129
Gene Name	CHRM2
Gene Alias	FLJ43243, HM2, MGC120006, MGC120007
Gene Description	cholinergic receptor, muscarinic 2
Omim ID	118493
Gene Ontology	Hyperlink
Gene Summary	The muscarinic cholinergic receptors belong to a larger family of G protein-coupled receptors. Th e functional diversity of these receptors is defined by the binding of acetylcholine to these recepto rs and includes cellular responses such as adenylate cyclase inhibition, phosphoinositide degene ration, and potassium channel mediation. Muscarinic receptors influence many effects of acetylch oline in the central and peripheral nervous system. The muscarinic cholinergic receptor 2 is involv ed in mediation of bradycardia and a decrease in cardiac contractility. Multiple alternatively splice d transcript variants have been described for this gene. [provided by RefSeq
Other Designations	7TM receptor|cholinergic receptor, muscarinic 2, isoform a|muscarinic M2 receptor|muscarinic ac etylcholine receptor M2

Pathway

- Calcium signaling pathway

Copyright © 2023 Abnova Corporation. All Rights Reserved.

- Neuroactive ligand-receptor interaction
- Regulation of actin cytoskeleton

Disease

- Alcoholism
- Alzheimer disease
- Asthma
- Bipolar Disorder
- Cardiomyopathy
- Cardiovascular Diseases
- Cognition
- Depressive Disorder
- Diabetes Mellitus
- Disease Models
- Edema
- Genetic Predisposition to Disease
- Heart Diseases
- Hypercholesterolemia
- Inflammation
- Mental Disorders
- Mood Disorders
- Multiple Sclerosis
- Myocardial Infarction
- Neuropsychological Tests
- Personality Disorders
- Psychiatric Status Rating Scales

Copyright © 2023 Abnova Corporation. All Rights Reserved.

- Recurrence
- Schizophrenia
- Schizophrenic Psychology
- Substance-Related Disorders
- Tobacco Use Disorder
- Wechsler Scales
- Weight Gain

Copyright © 2023 Abnova Corporation. All Rights Reserved.