BCL2 monoclonal antibody, clone 100/D5

Catalog # MAB11293 Size 100 ug

Applications

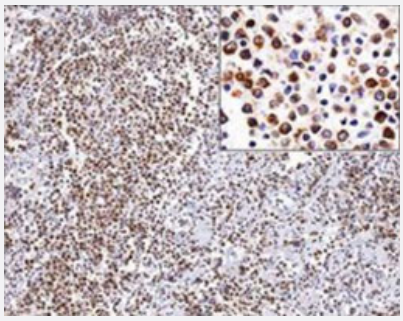

Immunohistochemistry (Formalin/PFA-fixed paraffin-embedded sections)

Immunohistochemical staining (Formalin-fixed paraffin-embedded sections) analysis of non-Hodgkin's lymphoma with BCL2 monoclonal antibody, clone 100/D5 (Cat # MAB11293) at 1:500 using peroxidase-conjugate and DAB chromogen (Note: cell membrane and cytoplasmic staining).

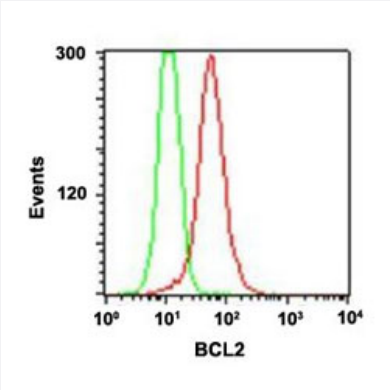

Flow Cytometry

Flow cytometric analysis of Jurkat cells using BCL2 monoclonal antibody, clone 100/D5 (Cat # MAB11293) (red) and isotype control (green) at 0.5 ug/10^6 cells.



Western Blot (Tissue lysate)

Western blot analysis of human skin using BCL2 monoclonal antibody, clone 100/D5 (Cat# MAB11293) at 2 ug/ml.

Specification

Product Description	Mouse monoclonal antibody raised against synthetic peptide of BCL2.

Copyright © 2023 Abnova Corporation. All Rights Reserved.

Immunogen	A synthetic peptide corresponding to amino acids 41-54 (GAAPAPGIFSSQPG-Cys) of human BCL 2 (Pezzella et al, 1990).
Host	Mouse
Reactivity	Human, Monkey
Form	Liquid
Purification	Protein G purification
Isotype	IgG1, kappa
Recommend Usage	Western Blot (1-3 ug/ml) Flow Cytometry (0.5 ug/l0^6 cells) Immunohistochemistry (Formalin/PFA-fixed paraffin-embedded sections) (1:250-1:1500) Immunoprecipitation (1:10 - 1:500) The optimal working dilution should be determined by the end user.
Storage Buffer	In PBS (0.05% BSA, 0.05% sodium azide)
Storage Instruction	Store at 4°C.
Note	This product contains sodium azide: a POISONOUS AND HAZARDOUS SUBSTANCE which shoul d be handled by trained staff only.

Applications

- Immunohistochemistry (Formalin/PFA-fixed paraffin-embedded sections)

  Immunohistochemical staining (Formalin-fixed paraffin-embedded sections) analysis of non-Hodgkin's lymphoma with BCL2 monoclonal antibody, clone 100/D5 (Cat # MAB11293) at 1:500 using peroxidase-conjugate and DAB chromogen (Note: cell membrane and cytoplasmic staining).

- Flow Cytometry

  Flow cytometric analysis of Jurkat cells using BCL2 monoclonal antibody, clone 100/D5 (Cat # MAB11293) (red) and isotype control (green) at 0.5 ug/10^6 cells.

- Western Blot (Tissue lysate)

  Western blot analysis of human skin using BCL2 monoclonal antibody, clone 100/D5 (Cat# MAB11293) at 2 ug/ml.

Gene Info — BCL2

Entrez GeneID	596

Copyright © 2023 Abnova Corporation. All Rights Reserved.

Protein Accession#	NP_000648.2
Gene Name	BCL2
Gene Alias	Bcl-2
Gene Description	B-cell CLL/lymphoma 2
Omim ID	151430
Gene Ontology	Hyperlink
Gene Summary	This gene encodes an integral outer mitochondrial membrane protein that blocks the apoptotic death of some cells such as lymphocytes. Constitutive expression of BCL2, such as in the case of translocation of BCL2 to Ig heavy chain locus, is thought to be the cause of follicular lymphoma. Two transcript variants, produced by alternate splicing, differ in their C-terminal ends. [provided by RefSeq
Other Designations	B-cell lymphoma protein 2|OTTHUMP00000163680

Pathway

- Amyotrophic lateral sclerosis (ALS)
- Apoptosis
- Colorectal cancer
- Focal adhesion
- Neurotrophin signaling pathway
- Pathways in cancer
- Prostate cancer
- Small cell lung cancer

Disease

- Adenocarcinoma
- Alzheimer Disease
- Amnesia
- Attention Deficit Disorder with Hyperactivity

Copyright © 2023 Abnova Corporation. All Rights Reserved.

- Autistic Disorder
- Azoospermia
- Bile Duct Neoplasms
- Brain Injuries
- Breast cancer
- Breast Neoplasms
- Carcinoma
- Cardiovascular Diseases
- Cholangiocarcinoma
- Chromosome Aberrations
- Clubfoot
- Cognition
- Cognition Disorders
- Diabetes Mellitus
- Disease Progression
- Edema
- Esophageal Neoplasms
- Genetic Predisposition to Disease
- Head and Neck Neoplasms
- Hematologic Diseases
- Hodgkin Disease
- Kidney Failure
- Kidney Neoplasms
- Laryngeal Neoplasms
- Leukemia
- Leukemia-Lymphoma

Copyright © 2023 Abnova Corporation. All Rights Reserved.

- Lung Neoplasms
- Lupus Erythematosus
- Lymphatic Metastasis
- Lymphoma
- Lymphoproliferative Disorders
- Multiple Sclerosis
- NARP
- Neoplasm Invasiveness
- Neoplasm Recurrence
- Neovascularization
- Neuropsychological Tests
- Occupational Diseases
- Oropharyngeal Neoplasms
- Ovarian Neoplasms
- Postoperative Complications
- Prostate cancer
- Prostatic Neoplasms
- Prosthesis Failure
- Pulmonary Disease
- Thyroid Neoplasms
- Translocation
- Waldenstrom Macroglobulinemia
- Werner syndrome

Copyright © 2023 Abnova Corporation. All Rights Reserved.