SNAP25 monoclonal antibody, clone 4E11

Catalog # MAB1105 Size 100 uL

Applications

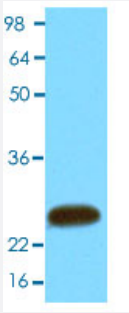

Western Blot (Tissue lysate)

Western blot analysis of mouse brain tissue lysate.

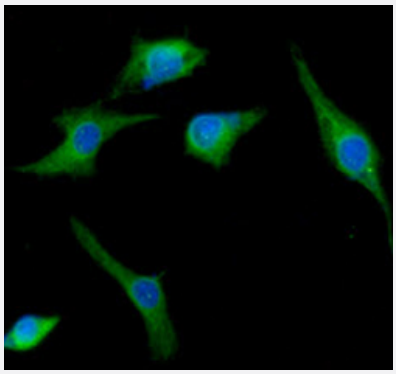

Immunofluorescence

Immunofluorescence analysis of U87 MG cells. The cell was stained with SNAP25 monoclonal antibody, clone 4E11 (1:100). The secondary antibody (green) was used Alexa Fluor 488. DAPI was stained the cell nucleus (blue).

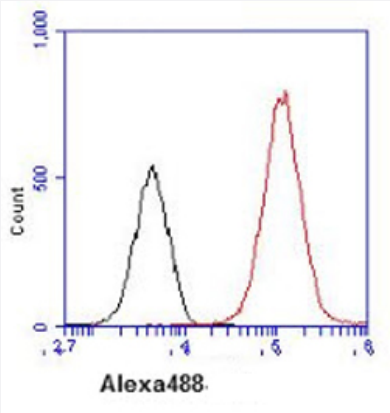

Flow Cytometry

Flow cytometric analysis of U87 MG cell line, staining at 2-5 ug for 1x10^{6}cells (red line). The secondary antibody used goat anti-mouse IgG Alexa fluor 488 conjugate. Isotype control antibody was mouse IgG (black line).

Specification

Copyright © 2023 Abnova Corporation. All Rights Reserved.

Product Description	Mouse monoclonal antibody raised against full length recombinant SNAP25.
Immunogen	Recombinant protein corresponding to full length human SNAP25.
Host	Mouse
Reactivity	Human, Mouse
Form	Liquid
Purification	Protein G purification
Isotype	IgG1, kappa
Recommend Usage	ELISA Flow Cytometry Immunocytochemistry Immunofluorescence Western Blot The optimal working dilution should be determined by the end user.
Storage Buffer	In PBS, pH 7.4 (10% glycerol, 0.02% sodium azide).
Storage Instruction	Store at 2°C to 8°C for 1 week. For long term storage, aliquot and store at -20°C to -80°C. Aliquot to avoid repeated freezing and thawing.
Note	This product contains sodium azide: a POISONOUS AND HAZARDOUS SUBSTANCE which shoul d be handled by trained staff only.

Applications

- Western Blot (Tissue lysate)

  Western blot analysis of mouse brain tissue lysate.

- Immunocytochemistry

- Immunofluorescence

  Immunofluorescence analysis of U87 MG cells. The cell was stained with SNAP25 monoclonal antibody, clone 4E11 (1:100). The secondary antibody (green) was used Alexa Fluor 488. DAPI was stained the cell nucleus (blue).

- Enzyme-linked Immunoabsorbent Assay

- Flow Cytometry

  Flow cytometric analysis of U87 MG cell line, staining at 2-5 ug for $1x10^6$cells (red line). The secondary antibody used goat anti-mouse IgG Alexa fluor 488 conjugate. Isotype control antibody was mouse IgG (black line).

Copyright © 2023 Abnova Corporation. All Rights Reserved.

Gene Info — SNAP25

Entrez GeneID	6616
GeneBank Accession#	NM_130811
Protein Accession#	NP_570824
Gene Name	SNAP25
Gene Alias	FLJ23079, RIC-4, RIC4, SEC9, SNAP, SNAP-25, bA416N4.2, dJ1068F16.2
Gene Description	synaptosomal-associated protein, 25kDa
Omim ID	600322
Gene Ontology	Hyperlink
Gene Summary	Synaptic vesicle membrane docking and fusion is mediated by SNAREs (soluble N-ethylmaleimide-sensitive factor attachment protein receptors) located on the vesicle membrane (v-SNAREs) and the target membrane (t-SNAREs). The assembled v-SNARE/t-SNARE complex consists of a bundle of four helices, one of which is supplied by v-SNARE and the other three by t-SNARE. For t-SNAREs on the plasma membrane, the protein syntaxin supplies one helix and the protein encoded by this gene contributes the other two. Therefore, this gene product is a presynaptic plasma membrane protein involved in the regulation of neurotransmitter release. Two alternative transcript variants encoding different protein isoforms have been described for this gene. [provided by RefSeq
Other Designations	OTTHUMP00000030267|OTTHUMP00000030268|resistance to inhibitors of cholinesterase 4 homolog|synaptosomal-associated protein 25

Publication Reference

- Expression and function of SNAP-25 as a universal SNARE component in GABAergic neurons.

  Tafoya LC, Mameli M, Miyashita T, Guzowski JF, Valenzuela CF, Wilson MC.

  Journal of Neuroscience 2006 Jul; 26(30):7826.

  Application: IF, IHC, WB, Mouse, Mouse hippocampal neurons, Hippocampus, Thalamus

- Increased association of synaptosome-associated protein of 25 kDa with syntaxin and vesicle-associated membrane protein following acrosomal exocytosis of sea urchin sperm.

  Schulz JR, Sasaki JD, Vacquier VD.

  The Journal of Biological Chemistry 1998 Sep; 273(38):24355.

  Application: WB-Ce, Sea Urchin, Sperm

Copyright © 2023 Abnova Corporation. All Rights Reserved.

Pathway

- SNARE interactions in vesicular transport

Disease

- Alzheimer disease
- Attention
- Attention Deficit Disorder with Hyperactivity
- Autistic Disorder
- Bipolar Disorder
- Cardiovascular Diseases
- Cognition
- Cognition Disorders
- Depressive Disorder
- Diabetes Complications
- Epilepsy
- Genetic Predisposition to Disease
- Memory
- Mental Disorders
- Mental Retardation
- Metabolic Syndrome X
- Narcolepsy
- NARP
- Neoplasms
- Neuropsychological Tests
- Obsessive-Compulsive Disorder

Copyright © 2023 Abnova Corporation. All Rights Reserved.

- Osteoporosis
- Personality Assessment
- Psychiatric Status Rating Scales
- Psychotic Disorders
- Reaction Time
- Schizophrenia
- Schizophrenic Psychology
- Tobacco Use Disorder
- Verbal Learning
- Weight Gain

Copyright © 2023 Abnova Corporation. All Rights Reserved.