NQO1 monoclonal antibody, clone 1A11

Catalog # MAB10836 Size 100 uL

Applications

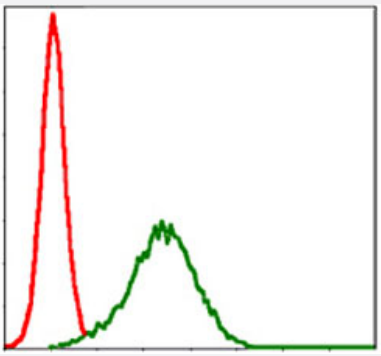

Flow Cytometry

Flow cytometric analysis of HepG2 cells using NQO1 monoclonal antibody, clone 1A11 (Cat # MAB10836) (green) and negative control (red).

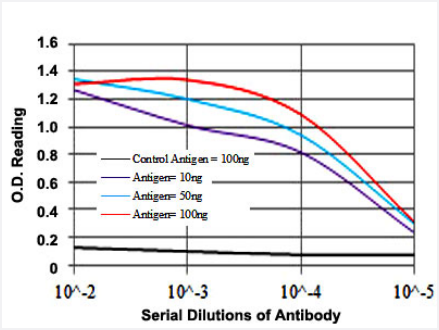

Enzyme-linked Immunoabsorbent Assay

ELISA measurement of NQO1 monoclonal antibody, clone 1A11 (Cat # MAB10836).

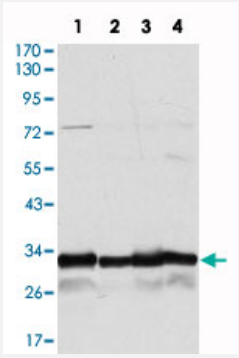

Western Blot (Cell lysate)

Western blot analysis using NQO1 monoclonal antibody, clone 1A11 (Cat # MAB10836) against A-549 (1), HeLa (2), MCF-7 (3) and HepG2 (4) cell lysate.

Copyright © 2023 Abnova Corporation. All Rights Reserved.

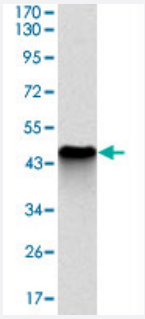

Western Blot (Recombinant protein)

Western blot analysis using NQO1 monoclonal antibody, clone 1A11 (Cat # MAB10836) against human NQO1 (aa: 134-274) recombinant protein. (Expected MW is 41.3 kDa)

Specification

Product Description	Mouse monoclonal antibody raised against partial recombinant NQO1.
Immunogen	Recombinant protein corresponding to human NQO1.
Host	Mouse
Reactivity	Human
Form	Liquid
Isotype	IgG1
Recommend Usage	ELISA (1:10000) Western Blot (1:500-1:2000) Flow cytometry (1:200-1:400) The optimal working dilution should be determined by the end user.
Storage Buffer	In ascites (0.03% sodium azide)
Storage Instruction	Store at 4°C. For long term storage store at -20°C. Aliquot to avoid repeated freezing and thawing.
Note	This product contains sodium azide: a POISONOUS AND HAZARDOUS SUBSTANCE which shoul d be handled by trained staff only.

Applications

- Flow Cytometry

  Flow cytometric analysis of HepG2 cells using NQO1 monoclonal antibody, clone 1A11 (Cat # MAB10836) (green) and negative control (red).

Copyright © 2023 Abnova Corporation. All Rights Reserved.

- Enzyme-linked Immunoabsorbent Assay

  ELISA measurement of NQO1 monoclonal antibody, clone 1A11 (Cat # MAB10836).

- Western Blot (Cell lysate)

  Western blot analysis using NQO1 monoclonal antibody, clone 1A11 (Cat # MAB10836) against A-549 (1), HeLa (2), MCF-7 (3) and HepG2 (4) cell lysate.

- Western Blot (Recombinant protein)

  Western blot analysis using NQO1 monoclonal antibody, clone 1A11 (Cat # MAB10836) against human NQO1 (aa: 134-274) recombinant protein. (Expected MW is 41.3 kDa)

Gene Info — NQO1

Entrez GeneID	1728
Gene Name	NQO1
Gene Alias	DHQU, DIA4, DTD, NMOR1, NMORI, QR1
Gene Description	NAD(P)H dehydrogenase, quinone 1
Omim ID	125860
Gene Ontology	Hyperlink
Gene Summary	This gene is a member of the NAD(P)H dehydrogenase (quinone) family and encodes a cytoplasmic 2-electron reductase. This FAD-binding protein forms homodimers and reduces quinones to hydroquinones. This protein's enzymatic activity prevents the one electron reduction of quinones that results in the production of radical species. Mutations in this gene have been associated with tardive dyskinesia (TD), an increased risk of hematotoxicity after exposure to benzene, and susceptibility to various forms of cancer. Altered expression of this protein has been seen in many tumors and is also associated with Alzheimer's disease (AD). Alternate transcriptional splice variants, encoding different isoforms, have been characterized. [provided by RefSeq
Other Designations	DT-diaphorase|NAD(P)H menadione oxidoreductase 1, dioxin-inducible|NAD(P)H:Quinone acceptor oxidoreductase type 1|NAD(P)H:menadione oxidoreductase 1|NAD(P)H:quinone oxireductase|azoreductase|diaphorase (NADH/NADPH) (cytochrome b-5 reductase)|diaphorase-4|

Disease

- Acquired Immunodeficiency Syndrome
- Acute Disease
- Acute Lung Injury

Copyright © 2023 Abnova Corporation. All Rights Reserved.

- Adenocarcinoma
- Adenoma
- Akathisia
- Alcohol Withdrawal Delirium
- Alzheimer disease
- Anemia
- Aneuploidy
- Angina Pectoris
- Asthma
- Atherosclerosis
- Atrophy
- Balkan Nephropathy
- Barrett Esophagus
- Bipolar Disorder
- Brain Neoplasms
- Breast cancer
- Breast Neoplasms
- Bronchial Hyperreactivity
- Burkitt lymphoma
- Carcinoma
- Cardiovascular Diseases
- Carotid Stenosis
- Cell Transformation
- Central Nervous System Diseases
- Chromosome Aberrations
- Chromosome Deletion

Copyright © 2023 Abnova Corporation. All Rights Reserved.

- Chronic Disease
- Cleft Lip
- Cleft Palate
- Cocarcinogenesis
- Cognition Disorders
- Colitis
- Colon cancer
- Colonic Neoplasms
- Colorectal Neoplasms
- Coronary Artery Disease
- Coronary Disease
- Cystic fibrosis
- Depressive Disorder
- Diabetes Mellitus
- Diabetic Nephropathies
- Disease Progression
- Disease Susceptibility
- DNA Damage
- Drug Hypersensitivity
- Drug Toxicity
- Ductus Arteriosus
- Dyskinesia
- Dyskinesias
- Edema
- Esophageal Neoplasms
- Esophagitis

Copyright © 2023 Abnova Corporation. All Rights Reserved.

- Fetal Growth Retardation
- Gastroesophageal Reflux
- Genetic Predisposition to Disease
- Glioma
- Hallucinations
- Head and Neck Neoplasms
- Helicobacter Infections
- Hematologic Neoplasms
- Hemorrhage
- Hepatitis
- Hodgkin Disease
- Infant
- Infertility
- Intracranial Aneurysm
- Kidney Failure
- Laryngeal Neoplasms
- Leber hereditary optic neuropathy
- Leukemia
- Liver Neoplasms
- Lung carcinoma
- Lung Neoplasms
- Lymphoma
- Manganese Poisoning
- Meningioma
- Metaplasia
- Micronuclei

Copyright © 2023 Abnova Corporation. All Rights Reserved.

- Mouth Neoplasms
- Multiple Myeloma
- Myelodysplastic Syndromes
- Myocardial Infarction
- Nasopharyngeal Neoplasms
- Neoplasm Metastasis
- Neoplasm Recurrence
- Neoplasms
- Neuroma
- Neutropenia
- Obstetric Labor
- Occupational Diseases
- Optic Atrophy
- Osteoporosis
- Ovarian cancer
- Ovarian Neoplasms
- Pancreatitis
- Papillomavirus Infections
- Parkinson disease
- Peritoneal Neoplasms
- Pharyngeal Neoplasms
- Pre-Eclampsia
- Pregnancy Complications
- Prenatal Exposure Delayed Effects
- Prostate cancer
- Prostatic Neoplasms

Copyright © 2023 Abnova Corporation. All Rights Reserved.

- Psoriasis
- Psychiatric Status Rating Scales
- Pulmonary Disease
- Recurrence
- Schizophrenia
- Stomach Neoplasms
- Stroke
- Thrombocytopenia
- Thyroid Neoplasms
- Tobacco Use Disorder
- Trisomy
- Urinary Bladder Neoplasms
- Uterine Cervical Neoplasms
- Varicocele
- Werner syndrome

Copyright © 2023 Abnova Corporation. All Rights Reserved.