Fatty Acid Uptake Assay Kit

Catalog # KA7485 Size 1 Kit

Applications

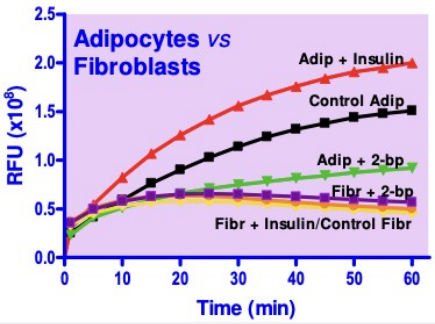

Qualitative

Fatty Acid Uptake Assay in 3T3-L1 Cells.3T3 L-1 cells were seeded at 60,000 cells/well, starved, and treated according to protocol.
Differentiated and undifferentiated 3T3-L1 activity in the absence and presence of 160 nM insulin, and 30 uM competitor 2-bromopalmitate.

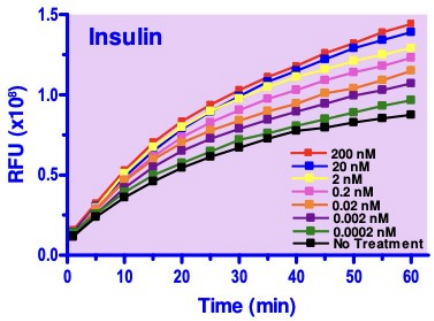

Qualitative

Fatty Acid Uptake Assay in 3T3-L1 Cells.3T3 L-1 cells were seeded at 60,000 cells/well, starved, and treated according to protocol.
Increase in fatty acid uptake of 3T3-L1 adipocytes from insulin.

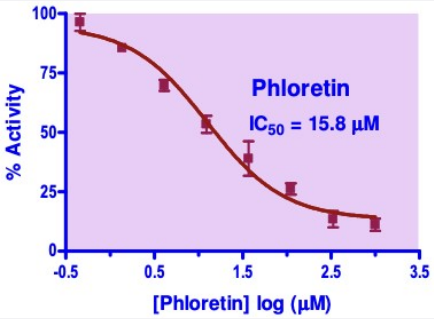

Inhibition Assay

Fatty Acid Uptake Assay in 3T3-L1 Cells.3T3 L-1 cells were seeded at 60,000 cells/well, starved, and treated according to protocol.
Fatty Acid Transport Inhibition curve of Phloretin. Inhibitor was incubated for 30 minutes prior to run.

Copyright © 2023 Abnova Corporation. All Rights Reserved.

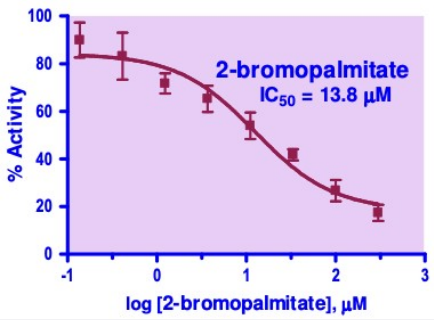

Inhibition Assay

Fatty Acid Uptake Assay in 3T3-L1 Cells.3T3 L-1 cells were seeded at 60,000 cells/well, starved, and treated according to protocol.
Fatty Acid Transport Inhibition curve of 2-bromopalmitate. Inhibitor was added alongside working reagent, instead of during a 30 minute pre-incubation.

Specification

Product Description	Fatty Acid Uptake Assay Kit for quantitative determination of long-chain fatty acid uptake in whole cells and evaluation of effects of ligands or drugs on fatty acid transport.
Available Test	100 tests
Detection Method	FL 488/523 nm
Regulatory Status	For research use only (RUO)
Storage Instruction	Store at -20°C. Avoid multiple freeze-thaw cycles.

Applications

- Qualitative

  Fatty Acid Uptake Assay in 3T3-L1 Cells.3T3 L-1 cells were seeded at 60,000 cells/well, starved, and treated according to protocol.
  Differentiated and undifferentiated 3T3-L1 activity in the absence and presence of 160 nM insulin, and 30 uM competitor 2-bromopalmitate.

- Qualitative

  Fatty Acid Uptake Assay in 3T3-L1 Cells.3T3 L-1 cells were seeded at 60,000 cells/well, starved, and treated according to protocol.
  Increase in fatty acid uptake of 3T3-L1 adipocytes from insulin.

- Inhibition Assay

  Fatty Acid Uptake Assay in 3T3-L1 Cells.3T3 L-1 cells were seeded at 60,000 cells/well, starved, and treated according to protocol.
  Fatty Acid Transport Inhibition curve of Phloretin. Inhibitor was incubated for 30 minutes prior to run.

Copyright © 2023 Abnova Corporation. All Rights Reserved.

- Inhibition Assay

Fatty Acid Uptake Assay in 3T3-L1 Cells.3T3 L-1 cells were seeded at 60,000 cells/well, starved, and treated according to protocol.
Fatty Acid Transport Inhibition curve of 2-bromopalmitate. Inhibitor was added alongside working reagent, instead of during a 30 minute pre-incubation.

Copyright © 2023 Abnova Corporation. All Rights Reserved.