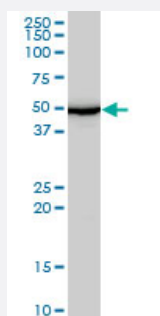


# ABHD5 polyclonal antibody (A02)

Catalog # H00051099-A02

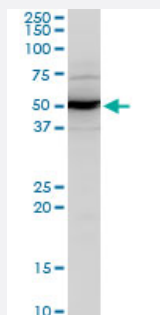
Size 50 uL

## Applications



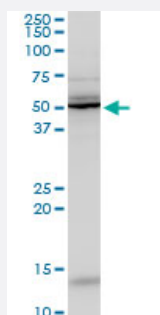
### Western Blot (Cell lysate)

ABHD5 polyclonal antibody (A02), Lot # 060103JC01 Western Blot analysis of ABHD5 expression in HepG2 ( Cat # L019V1 ).



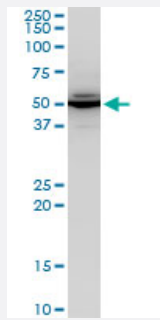
### Western Blot (Cell lysate)

ABHD5 polyclonal antibody (A02), Lot # 060103JC01. Western Blot analysis of ABHD5 expression in PC-12.



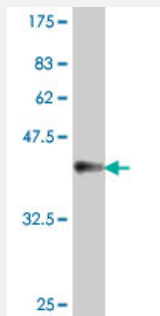
### Western Blot (Cell lysate)

ABHD5 polyclonal antibody (A02), Lot # 060103JC01. Western Blot analysis of ABHD5 expression in NIH/3T3.



## Western Blot (Cell lysate)

ABHD5 polyclonal antibody (A02), Lot # 060103JC01. Western Blot analysis of ABHD5 expression in Raw 264.7.



Western Blot detection against Immunogen (37.44 KDa) .

## Specification

<b>Product Description</b>	Mouse polyclonal antibody raised against a partial recombinant ABHD5.
<b>Immunogen</b>	ABHD5 (NP_057090, 240 a.a. ~ 342 a.a) partial recombinant protein with GST tag.
<b>Sequence</b>	FEDDTVTEYYHCNVQTPSGETAFKNMTIPYGWAKRPMLQRIGKMHPDIPVSVIFGARSCIDGNSGT SIQSLRPHSYVKTAILGAGHYVYADQPEEFNQKVK
<b>Host</b>	Mouse
<b>Reactivity</b>	Human, Mouse, Rat
<b>Interspecies Antigen Sequence</b>	Mouse (94); Rat (94)
<b>Quality Control Testing</b>	Antibody Reactive Against Recombinant Protein. Western Blot detection against Immunogen (37.44 KDa) .
<b>Storage Buffer</b>	50 % glycerol
<b>Storage Instruction</b>	Store at -20°C or lower. Aliquot to avoid repeated freezing and thawing.

## Applications

- Western Blot (Cell lysate)

ABHD5 polyclonal antibody (A02), Lot # 060103JC01 Western Blot analysis of ABHD5 expression in HepG2 ( Cat # L019V1 ).

[Protocol Download](#)

- Western Blot (Cell lysate)

ABHD5 polyclonal antibody (A02), Lot # 060103JC01. Western Blot analysis of ABHD5 expression in PC-12.

[Protocol Download](#)

- Western Blot (Cell lysate)

ABHD5 polyclonal antibody (A02), Lot # 060103JC01. Western Blot analysis of ABHD5 expression in NIH/3T3.

[Protocol Download](#)

- Western Blot (Cell lysate)

ABHD5 polyclonal antibody (A02), Lot # 060103JC01. Western Blot analysis of ABHD5 expression in Raw 264.7.

[Protocol Download](#)

- Western Blot (Recombinant protein)

[Protocol Download](#)

- ELISA

## Gene Info — ABHD5

Entrez GeneID	<a href="#">51099</a>
---------------	-----------------------

GeneBank Accession#	<a href="#">NM_016006</a>
---------------------	---------------------------

Protein Accession#	<a href="#">NP_057090</a>
--------------------	---------------------------

Gene Name	ABHD5
-----------	-------

Gene Alias	CDS, CGI58, IECN2, MGC8731, NCIE2
------------	-----------------------------------

Gene Description	abhydrolase domain containing 5
------------------	---------------------------------

Omim ID	<a href="#">275630</a> <a href="#">604780</a>
---------	---

Gene Ontology	<a href="#">Hyperlink</a>
---------------	---------------------------

**Gene Summary**

The protein encoded by this gene belongs to a large family of proteins defined by an alpha/beta hydrolase fold, and contains three sequence motifs that correspond to a catalytic triad found in the esterase/lipase/thioesterase subfamily. It differs from other members of this subfamily in that its putative catalytic triad contains an asparagine instead of the serine residue. Mutations in this gene have been associated with Chanarin-Dorfman syndrome, a triglyceride storage disease with impaired long-chain fatty acid oxidation. [provided by RefSeq]

**Other Designations**

-