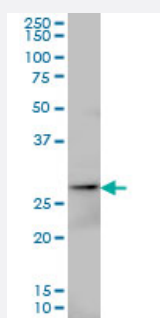


AK3 monoclonal antibody (M01), clone 1D2

Catalog # H00050808-M01

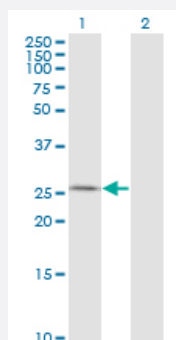
Size 100 ug

Applications



Western Blot (Cell lysate)

AK3 monoclonal antibody (M01), clone 1D2 Western Blot analysis of AK3 expression in HepG2 (Cat # L019V1).

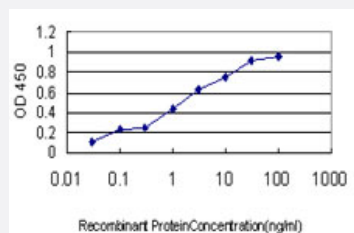


Western Blot (Transfected lysate)

Western Blot analysis of AK3 expression in transfected 293T cell line by AK3 monoclonal antibody (M01), clone 1D2.

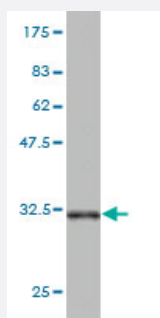
Lane 1: AK3 transfected lysate(25.6 KDa).

Lane 2: Non-transfected lysate.



Sandwich ELISA (Recombinant protein)

Detection limit for recombinant GST tagged AK3 is approximately 0.03ng/ml as a capture antibody.



Western Blot detection against Immunogen (32.56 KDa) .

Specification

Product Description	Mouse monoclonal antibody raised against a partial recombinant AK3.
Immunogen	AK3 (NP_057366, 25 a.a. ~ 86 a.a) partial recombinant protein with GST tag. MW of the GST tag alone is 26 KDa.
Sequence	SRITTHFELKHLSSGDLLRDNMLRGTEIGVLAKAFIDQGKLIPDDVMTRLALHELKNLTQYS
Host	Mouse
Reactivity	Human
Interspecies Antigen Sequence	Mouse (92); Rat (90)
Isotype	IgG1 Kappa
Quality Control Testing	Antibody Reactive Against Recombinant Protein. Western Blot detection against Immunogen (32.56 KDa) .
Storage Buffer	In 1x PBS, pH 7.4
Storage Instruction	Store at -20°C or lower. Aliquot to avoid repeated freezing and thawing.

Applications

- Western Blot (Cell lysate)

AK3 monoclonal antibody (M01), clone 1D2 Western Blot analysis of AK3 expression in HepG2 (Cat # L019V1).

[Protocol Download](#)

- Western Blot (Transfected lysate)

Western Blot analysis of AK3 expression in transfected 293T cell line by AK3 monoclonal antibody (M01), clone 1D2.

Lane 1: AK3 transfected lysate(25.6 KDa).

Lane 2: Non-transfected lysate.

[Protocol Download](#)

- Western Blot (Recombinant protein)

[Protocol Download](#)

- Sandwich ELISA (Recombinant protein)

Detection limit for recombinant GST tagged AK3 is approximately 0.03ng/ml as a capture antibody.

[Protocol Download](#)

- ELISA

Gene Info — AK3

Entrez GeneID	50808
---------------	-----------------------

GeneBank Accession#	NM_016282
---------------------	---------------------------

Protein Accession#	NP_057366
--------------------	---------------------------

Gene Name	AK3
-----------	-----

Gene Alias	AK3L1, AK6, AKL3L, AKL3L1, FIX
------------	--------------------------------

Gene Description	adenylate kinase 3
------------------	--------------------

Omim ID	609290
---------	------------------------

Gene Ontology	Hyperlink
---------------	---------------------------

Gene Summary	adenylate kinase 3 like 1
--------------	---------------------------

Other Designations	OTTHUMP00000021016 adenylate kinase 3 alpha like adenylate kinase 3 like 1 adenylate kinase 6, adenylate kinase 3 like 1
--------------------	--

Pathway

- [Pyrimidine metabolism](#)