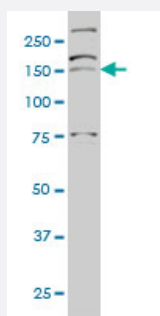


AATK monoclonal antibody (M03), clone 5B8

Catalog # H00009625-M03

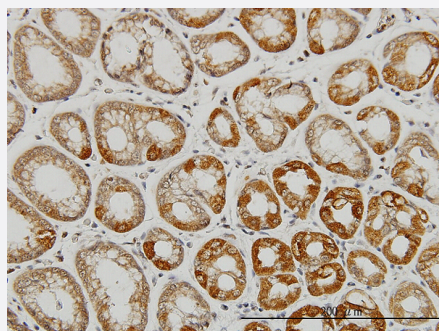
Size 100 ug

Applications



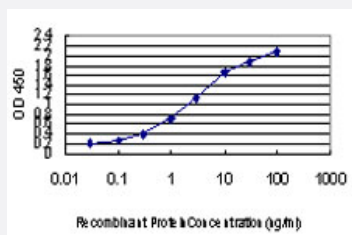
Western Blot (Cell lysate)

AATK monoclonal antibody (M03), clone 5B8 Western Blot analysis of AATK expression in HeLa S3 NE (Cat # L013V3).



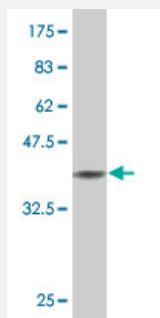
Immunohistochemistry (Formalin/PFA-fixed paraffin-embedded sections)

Immunoperoxidase of monoclonal antibody to AATK on formalin-fixed paraffin-embedded human stomach. [antibody concentration 3 ug/ml]



Sandwich ELISA (Recombinant protein)

Detection limit for recombinant GST tagged AATK is approximately 0.03ng/ml as a capture antibody.



Western Blot detection against Immunogen (36.63 KDa) .

Specification

Product Description	Mouse monoclonal antibody raised against a partial recombinant AATK.
Immunogen	AATK (AAH47378, 161 a.a. ~ 260 a.a) partial recombinant protein with GST tag. MW of the GST tag alone is 26 KDa.
Sequence	SPEFVLKEAQEGCEPQAFALASEGEGPGPETRLSTLSGLNEKNPYRDSAYFSDLEAEAEATS GPEKKCGGDRAPGPELGLRSTGQPSEQVCLRPGVSG
Host	Mouse
Reactivity	Human
Interspecies Antigen Sequence	Mouse (61); Rat (59)
Isotype	IgG1 Kappa
Quality Control Testing	Antibody Reactive Against Recombinant Protein. Western Blot detection against Immunogen (36.63 KDa) .
Storage Buffer	In 1x PBS, pH 7.4
Storage Instruction	Store at -20°C or lower. Aliquot to avoid repeated freezing and thawing.

Applications

- Western Blot (Cell lysate)

AATK monoclonal antibody (M03), clone 5B8 Western Blot analysis of AATK expression in Hela S3 NE (Cat # L013V3).

[Protocol Download](#)

- Western Blot (Recombinant protein)

[Protocol Download](#)

- Immunohistochemistry (Formalin/PFA-fixed paraffin-embedded sections)

Immunoperoxidase of monoclonal antibody to AATK on formalin-fixed paraffin-embedded human stomach. [antibody concentration 3 ug/ml]

[Protocol Download](#)

- Sandwich ELISA (Recombinant protein)

Detection limit for recombinant GST tagged AATK is approximately 0.03ng/ml as a capture antibody.

[Protocol Download](#)

- ELISA

Gene Info — AATK

Entrez GeneID [9625](#)

GeneBank Accession# [BC047378](#)

Protein Accession# [AAH47378](#)

Gene Name AATK

Gene Alias AATYK, AATYK1, KIAA0641, LMR1, LMTK1, p35BP

Gene Description apoptosis-associated tyrosine kinase

Omim ID [605276](#)

Gene Ontology [Hyperlink](#)

Gene Summary The protein encoded by this gene contains a tyrosine kinase domain at the N-terminus and a proline-rich domain at the C-terminus. This gene is induced during apoptosis, and expression of this gene may be a necessary pre-requisite for the induction of growth arrest and/or apoptosis of myeloid precursor cells. This gene has been shown to produce neuronal differentiation in a neuroblastoma cell line. [provided by RefSeq]

Other Designations CDK5-binding protein|lemur tyrosine kinase 1|p35-binding protein|serine/threonine-protein kinase LMTK1