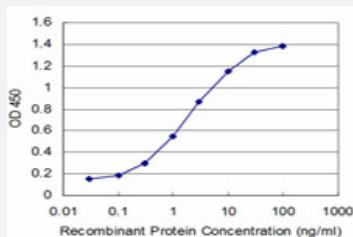


PIAS1 monoclonal antibody (M06), clone 4A4

Catalog # H00008554-M06

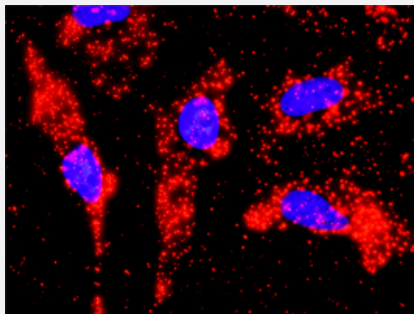
Size 100 ug

Applications



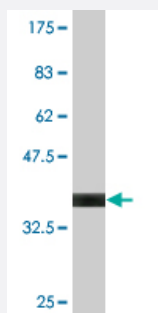
Sandwich ELISA (Recombinant protein)

Detection limit for recombinant GST tagged PIAS1 is approximately 0.03ng/ml as a capture antibody.



In situ Proximity Ligation Assay (Cell)

Proximity Ligation Analysis of protein-protein interactions between TP53 and PIAS1. HeLa cells were stained with anti-TP53 rabbit purified polyclonal 1:1200 and anti-PIAS1 mouse monoclonal antibody 1:50. Each red dot represents the detection of protein-protein interaction complex, and nuclei were counterstained with DAPI (blue).



Western Blot detection against Immunogen (37.73 KDa) .

Specification

Product Description

Mouse monoclonal antibody raised against a partial recombinant PIAS1.

Immunogen	PIAS1 (NP_057250, 543 a.a. ~ 651 a.a) partial recombinant protein with GST tag. MW of the GST tag alone is 26 KDa.
Sequence	LDFFPFLSGDNQHYNTSLIAAAAAVSDQDLLHSSRFFPYTSSQMFLDQLSAGGSTSLPTTNG SSSGSNSSLVSSNSLRSHSHTVTNRSSTDTASIFGIIPDIISLD
Host	Mouse
Reactivity	Human
Interspecies Antigen Sequence	Mouse (94)
Isotype	IgG2b Kappa
Quality Control Testing	Antibody Reactive Against Recombinant Protein. Western Blot detection against Immunogen (37.73 KDa) .
Storage Buffer	In 1x PBS, pH 7.4
Storage Instruction	Store at -20°C or lower. Aliquot to avoid repeated freezing and thawing.

Applications

- Western Blot (Recombinant protein)

[Protocol Download](#)

- Sandwich ELISA (Recombinant protein)

Detection limit for recombinant GST tagged PIAS1 is approximately 0.03ng/ml as a capture antibody.

[Protocol Download](#)

- ELISA

- In situ* Proximity Ligation Assay (Cell)

Proximity Ligation Analysis of protein-protein interactions between TP53 and PIAS1. HeLa cells were stained with anti-TP53 rabbit purified polyclonal 1:1200 and anti-PIAS1 mouse monoclonal antibody 1:50. Each red dot represents the detection of protein-protein interaction complex, and nuclei were counterstained with DAPI (blue).

Gene Info — PIAS1

Entrez GeneID [8554](#)

GeneBank Accession#	NM_016166
Protein Accession#	NP_057250
Gene Name	PIAS1
Gene Alias	DDXBP1, GBP, GU/RH-II, MGC141878, MGC141879, ZMIZ3
Gene Description	protein inhibitor of activated STAT, 1
Omim ID	603566
Gene Ontology	Hyperlink
Gene Summary	<p>This gene encodes a member of the mammalian PIAS [protein inhibitor of activated STAT-1 (signal transducer and activator of transcription-1)] family. This member contains a putative zinc-binding motif and a highly acidic region. It inhibits STAT1-mediated gene activation and the DNA binding activity, binds to Gu protein/RNA helicase II/DEAD box polypeptide 21, and interacts with androgen receptor (AR). It functions in testis as a nuclear receptor transcriptional coregulator and may have a role in AR initiation and maintenance of spermatogenesis. [provided by RefSeq]</p>
Other Designations	AR interacting protein DEAD/H (Asp-Glu-Ala-Asp/His) box binding protein 1 protein inhibitor of activated STAT-1 zinc finger, MIZ-type containing 3

Pathway

- [Jak-STAT signaling pathway](#)
- [Pathways in cancer](#)
- [Small cell lung cancer](#)
- [Ubiquitin mediated proteolysis](#)

Disease

- [Multiple Sclerosis](#)