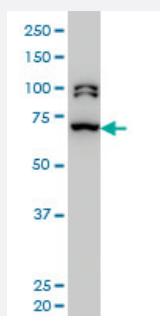


BRD3 monoclonal antibody (M04), clone 6F3

Catalog # H00008019-M04

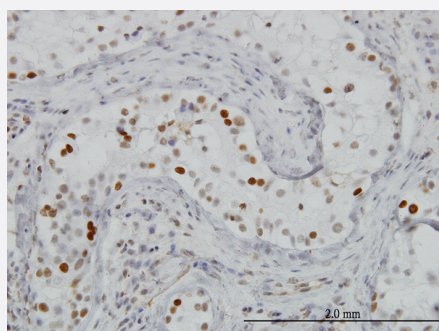
Size 100 ug

Applications



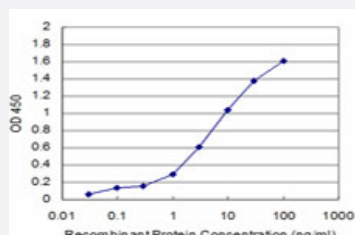
Western Blot (Cell lysate)

BRD3 monoclonal antibody (M04), clone 6F3 Western Blot analysis of BRD3 expression in HeLa S3 NE (Cat # L013V3).



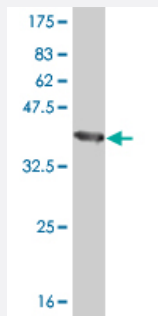
Immunohistochemistry (Formalin/PFA-fixed paraffin-embedded sections)

Immunoperoxidase of monoclonal antibody to BRD3 on formalin-fixed paraffin-embedded human testis. [antibody concentration 3 ug/ml]



Sandwich ELISA (Recombinant protein)

Detection limit for recombinant GST tagged BRD3 is approximately 0.1ng/ml as a capture antibody.



Western Blot detection against Immunogen (40.92 KDa) .

Specification

Product Description	Mouse monoclonal antibody raised against a partial recombinant BRD3.
Immunogen	BRD3 (AAH32124, 418 a.a. ~ 556 a.a) partial recombinant protein with GST tag. MW of the GST tag alone is 26 KDa.
Sequence	EPVEAPALPAPAAPMVSKGAESSRSSEESSSDSGSSDSEEEERATRLAELQEQLKAVHEQLAAL SQAPVINKPKKKKEKKEKEKKKKDKEKEKEKHVKAEKKKAKVAPPAKQAQQKKAPAKKANS TTTAGRDHFLTCGV
Host	Mouse
Reactivity	Human
Interspecies Antigen Sequence	Mouse (96); Rat (92)
Isotype	IgG1 Kappa
Quality Control Testing	Antibody Reactive Against Recombinant Protein. Western Blot detection against Immunogen (40.92 KDa) .
Storage Buffer	In 1x PBS, pH 7.4
Storage Instruction	Store at -20°C or lower. Aliquot to avoid repeated freezing and thawing.

Applications

- Western Blot (Cell lysate)

BRD3 monoclonal antibody (M04), clone 6F3 Western Blot analysis of BRD3 expression in Hela S3 NE (Cat # L013V3).

[Protocol Download](#)

- Western Blot (Recombinant protein)

[Protocol Download](#)

- Immunohistochemistry (Formalin/PFA-fixed paraffin-embedded sections)

Immunoperoxidase of monoclonal antibody to BRD3 on formalin-fixed paraffin-embedded human testis. [antibody concentration 3 ug/ml]

[Protocol Download](#)

- Sandwich ELISA (Recombinant protein)

Detection limit for recombinant GST tagged BRD3 is approximately 0.1ng/ml as a capture antibody.

[Protocol Download](#)

- ELISA

Gene Info — BRD3

Entrez GeneID [8019](#)

GeneBank Accession# [BC032124](#)

Protein Accession# [AAH32124](#)

Gene Name BRD3

Gene Alias FLJ23227, FLJ41328, KIAA0043, ORFX, RING3L

Gene Description bromodomain containing 3

Omim ID [601541](#)

Gene Ontology [Hyperlink](#)

Gene Summary This gene was identified based on its homology to the gene encoding the RING3 protein, a serine /threonine kinase. The gene localizes to 9q34, a region which contains several major histocompatibility complex (MHC) genes. The function of the encoded protein is not known. [provided by RefSeq]

Other Designations OTTHUMP00000022724|RING3-like|bromodomain containing protein 3|bromodomain-containing 3