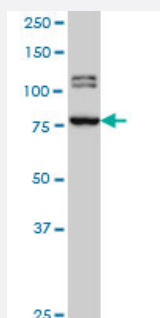


BRD3 monoclonal antibody (M01), clone 6E7

Catalog # H00008019-M01

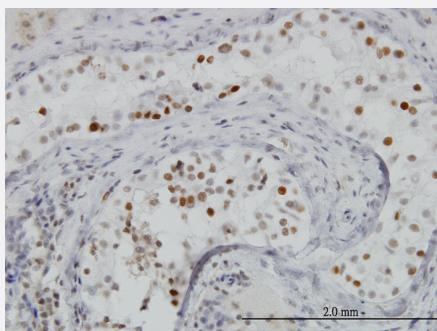
Size 100 ug

Applications



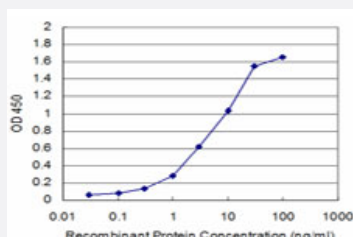
Western Blot (Cell lysate)

BRD3 monoclonal antibody (M01), clone 6E7 Western Blot analysis of BRD3 expression in HeLa S3 NE (Cat # L013V3).



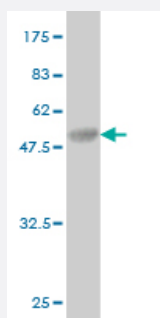
Immunohistochemistry (Formalin/PFA-fixed paraffin-embedded sections)

Immunoperoxidase of monoclonal antibody to BRD3 on formalin-fixed paraffin-embedded human testis. [antibody concentration 3 ug/ml]



Sandwich ELISA (Recombinant protein)

Detection limit for recombinant GST tagged BRD3 is approximately 0.3ng/ml as a capture antibody.



Western Blot detection against Immunogen (40.92 KDa) .

Specification

Product Description	Mouse monoclonal antibody raised against a partial recombinant BRD3.
Immunogen	BRD3 (AAH32124, 418 a.a. ~ 556 a.a) partial recombinant protein with GST tag. MW of the GST tag alone is 26 KDa.
Sequence	EPVEAPALPAPAAPMVSKGAESSRSSEESSDSGSSDSEERATRLAELQEQLKAVHEQLAAL SQAPVKNPKKKKEKKEKEKKKKDKEKEKEKHVKAEKKKAKVAPPAKQAQQKKAPAKKANS TTTAGRDHFLTCGV
Host	Mouse
Reactivity	Human
Interspecies Antigen Sequence	Mouse (96); Rat (92)
Isotype	IgG1 Kappa
Quality Control Testing	Antibody Reactive Against Recombinant Protein. Western Blot detection against Immunogen (40.92 KDa) .
Storage Buffer	In 1x PBS, pH 7.4
Storage Instruction	Store at -20°C or lower. Aliquot to avoid repeated freezing and thawing.

Applications

● Western Blot (Cell lysate)

BRD3 monoclonal antibody (M01), clone 6E7 Western Blot analysis of BRD3 expression in Hela S3 NE (Cat # L013V3).

[Protocol Download](#)

- Western Blot (Recombinant protein)

[Protocol Download](#)

- Immunohistochemistry (Formalin/PFA-fixed paraffin-embedded sections)

Immunoperoxidase of monoclonal antibody to BRD3 on formalin-fixed paraffin-embedded human testis. [antibody concentration 3 ug/ml]

[Protocol Download](#)

- Sandwich ELISA (Recombinant protein)

Detection limit for recombinant GST tagged BRD3 is approximately 0.3ng/ml as a capture antibody.

[Protocol Download](#)

- ELISA

Gene Info — BRD3

Entrez GeneID	8019
GeneBank Accession#	BC032124
Protein Accession#	AAH32124
Gene Name	BRD3
Gene Alias	FLJ23227, FLJ41328, KIAA0043, ORFX, RING3L
Gene Description	bromodomain containing 3
Omim ID	601541
Gene Ontology	Hyperlink
Gene Summary	This gene was identified based on its homology to the gene encoding the RING3 protein, a serine /threonine kinase. The gene localizes to 9q34, a region which contains several major histocompatibility complex (MHC) genes. The function of the encoded protein is not known. [provided by RefSeq]
Other Designations	OTTHUMP00000022724 RING3-like bromodomain containing protein 3 bromodomain-containing 3