MaxPab®

UMOD MaxPab rabbit polyclonal antibody (D01)

Catalog # H00007369-D01 Size 100 uL

Applications

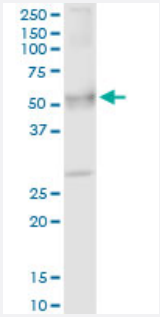

Western Blot (Tissue lysate)

UMOD MaxPab rabbit polyclonal antibody. Western Blot analysis of UMOD expression in human kidney.

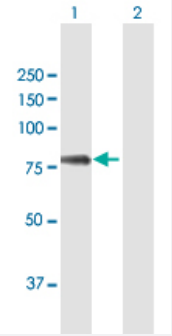

Western Blot (Transfected lysate)

Western Blot analysis of UMOD expression in transfected 293T cell line (H00007369-T01) by UMOD MaxPab polyclonal antibody.

Lane 1: UMOD transfected lysate(66.70 KDa).
Lane 2: Non-transfected lysate.



Immunoprecipitation

Immunoprecipitation of UMOD transfected lysate using anti-UMOD MaxPab rabbit polyclonal antibody and Protein A Magnetic Bead, and immunoblotted with UMOD purified MaxPab mouse polyclonal antibody (B01P) (H00007369-B01P).

Specification

Product Description	Rabbit polyclonal antibody raised against a full-length human UMOD protein.

Copyright © 2023 Abnova Corporation. All Rights Reserved.

Immunogen	UMOD (AAH35975.1, 1 a.a. ~ 611 a.a) full-length human protein.
Sequence	MGQPSLTWMLMVVVASWFITTAATDTSEARWCSECHSNATCTEDEAVTTCTCQEGFTGDGLTC VDLDECAIPGAHNCSANSSCVNTPGSFSCVCPEGFRLSPGLGCTDVDECAEPGLSHCHALATC VNVVGSYLCVCPAGYRGDGWHCECSPGSCGPGLDCVPEGDALVCADPCQAHRTLDEYWRST EYGEGYACDTDLRGWYRPHPSSDEGIVSRKACAHWSGHCCLWDASVQVKACAGGYYVYNLTAP PECHLAYCTDPSSVEGTCEECSIDEDCKSNNGRWHCQCKQDFNITDISLLEHRLECGANDMKVS LGKCQLKSLGFDKVFMYLSDSRCSGFNDRDNRDWVSVVTPARDGPCGTVLTRNETHATYSNTLY LADEIIIRDLNIKINFACSYPLDMKVSLKTALQPMVSALNIRVGGTGMFTVRMALFQTPSYTQPYQGS SVTLSTEAFLYVGTMLDGGDLSRFALLMTNCYATPSSNATDPLKYFIIQDRCPHTRDSTIQVVENGE SSQGRFSVQMFRFAGNYDLVYLHCEVYLCDTMNEKCKPTCSGTRFRSGSVIDQSRVLNLGPITRK GVQATVSRAFSSLGLLKVWLPLLLSATLTLTFQ
Host	Rabbit
Reactivity	Human
Quality Control Testing	Antibody reactive against mammalian transfected lysate.
Storage Buffer	No additive
Storage Instruction	Store at -20°C or lower. Aliquot to avoid repeated freezing and thawing.

Applications

- ### Western Blot (Tissue lysate)

  UMOD MaxPab rabbit polyclonal antibody. Western Blot analysis of UMOD expression in human kidney.

  Protocol Download

- ### Western Blot (Transfected lysate)

  Western Blot analysis of UMOD expression in transfected 293T cell line (H00007369-T01) by UMOD MaxPab polyclonal antibody.

  Lane 1: UMOD transfected lysate(66.70 KDa).
  Lane 2: Non-transfected lysate.

  Protocol Download

- ### Immunoprecipitation

  Immunoprecipitation of UMOD transfected lysate using anti-UMOD MaxPab rabbit polyclonal antibody and Protein A Magnetic Bead, and immunoblotted with UMOD purified MaxPab mouse polyclonal antibody (B01P) (H00007369-B01P).

  Protocol Download

Copyright © 2023 Abnova Corporation. All Rights Reserved.

Gene Info — UMOD

Entrez GeneID	7369
GeneBank Accession#	BC035975
Protein Accession#	AAH35975.1
Gene Name	UMOD
Gene Alias	ADMCKD2, FJHN, HNFJ, MCKD2, THGP, THP
Gene Description	uromodulin
Omim ID	162000 191845 603860 609886
Gene Ontology	Hyperlink
Gene Summary	This gene encodes uromodulin, the most abundant protein in normal urine. Its excretion in urine follows proteolytic cleavage of the ectodomain of its glycosyl phosphatidylinosital-anchored counterpart that is situated on the luminal cell surface of the loop of Henle. Uromodulin may act as a constitutive inhibitor of calcium crystallization in renal fluids. Excretion of uromodulin in urine may provide defense against urinary tract infections caused by uropathogenic bacteria. Defects in this gene are associated with the autosomal dominant renal disorders medullary cystic kidney disease-2 (MCKD2) and familial juvenile hyperuricemic nephropathy (FJHN). These disorders are characterized by juvenile onset of hyperuricemia, gout, and progressive renal failure. While several transcript variants may exist for this gene, the full-length natures of only two have been described to date. These two represent the major variants of this gene and encode the same isoform. [provided by RefSeq
Other Designations	OTTHUMP00000162212|Tamm-Horsfall glycoprotein|uromodulin (uromucoid, Tamm-Horsfall glycoprotein)|uromucoid

Disease

- Chronic Disease
- Genetic Predisposition to Disease
- Gout
- Hypertension
- Kidney Calculi
- Kidney Diseases

Copyright © 2023 Abnova Corporation. All Rights Reserved.

- Kidney Failure
- Renal Insufficiency
- Urologic Diseases

Copyright © 2023 Abnova Corporation. All Rights Reserved.