MaxPab®

UGT2B15 MaxPab rabbit polyclonal antibody (D01)

Catalog # H00007366-D01 Size 100 uL

Applications

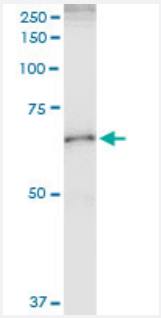

Immunoprecipitation

Immunoprecipitation of UGT2B15 transfected lysate using anti-UGT2B15 MaxPab rabbit polyclonal antibody and Protein A Magnetic Bead, and immunoblotted with UGT2B15 purified MaxPab mouse polyclonal antibody (B01P) (H00007366-B01P).

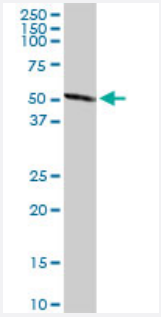

Western Blot (Tissue lysate)

UGT2B15 MaxPab rabbit polyclonal antibody. Western Blot analysis of UGT2B15 expression in human liver.

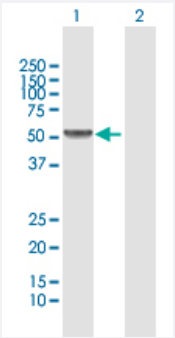

Western Blot (Transfected lysate)

Western Blot analysis of UGT2B15 expression in transfected 293T cell line (H00007366-T02) by UGT2B15 MaxPab polyclonal antibody.

Lane 1: UGT2B15 transfected lysate(58.3 KDa).
Lane 2: Non-transfected lysate.

Specification

Product Description	Rabbit polyclonal antibody raised against a full-length human UGT2B15 protein.

Copyright © 2023 Abnova Corporation. All Rights Reserved.

Immunogen	UGT2B15 (AAI46571.1, 1 a.a. ~ 530 a.a) full-length human protein.
Sequence	MSLKWTSVFLLIQLSCYFSSGSCGKVLVWPTEYSHWINMKTILEELVQRGHEVTVLTSSASTLVNA SKSSAIKLEVYPTSLTKNYLEDSLLKILDRWIYGVSKNTFWSYFSQLQELCWEYYDYSNKLCKDAVL NKKLMMKLQESKFDVILADALNPCGELLAELFNIPFLYSLRFSVGYTFEKNGGGFLFPPSYVPVVM SELSDQMIFMERIKNMIHMLYFDFWFQIYDLKKWDQFYSEVLGRPTTLFETMGKAEMWLIRTYWDF EFPRPFLPNVDFVGGLHCKPAKPLPKEMEEFVQSSGENGIVVFSLGSMISNMSEESANMIASALA QIPQKVLWRFDGKKPNTLGSNTRLYKWLPQNDLLGHPKTKAFITHGGTNGIYEAIYHGIPMVGIPLFA DQHDNIAHMKAKGAALSVDIRTMSSRDLLNALKSVINDPVYKENVMKLSRIHHDQPMKPLDRAVF WIEFVMRHKGAKHLRVAAHNLTWIQYHSLDVIAFLLACVATVIFIITKFCLFCFRKLAKKGKKKKRD
Host	Rabbit
Reactivity	Human
Quality Control Testing	Antibody reactive against mammalian transfected lysate.
Storage Buffer	No additive
Storage Instruction	Store at -20°C or lower. Aliquot to avoid repeated freezing and thawing.

Applications

- Immunoprecipitation

  Immunoprecipitation of UGT2B15 transfected lysate using anti-UGT2B15 MaxPab rabbit polyclonal antibody and Protein A Magnetic Bead, and immunoblotted with UGT2B15 purified MaxPab mouse polyclonal antibody (B01P) (H00007366-B01P).

  Protocol Download

- Western Blot (Tissue lysate)

  UGT2B15 MaxPab rabbit polyclonal antibody. Western Blot analysis of UGT2B15 expression in human liver.

  Protocol Download

- Western Blot (Transfected lysate)

  Western Blot analysis of UGT2B15 expression in transfected 293T cell line (H00007366-T02) by UGT2B15 MaxPab polyclonal antibody.

  Lane 1: UGT2B15 transfected lysate(58.3 KDa).
  Lane 2: Non-transfected lysate.

  Protocol Download

Gene Info — UGT2B15

Copyright © 2023 Abnova Corporation. All Rights Reserved.

Entrez GeneID	7366
GeneBank Accession#	BC146570
Protein Accession#	AAI46571.1
Gene Name	UGT2B15
Gene Alias	UGT2B8
Gene Description	UDP glucuronosyltransferase 2 family, polypeptide B15
Omim ID	600069
Gene Ontology	Hyperlink
Gene Summary	The UGTs are of major importance in the conjugation and subsequent elimination of potentially toxic xenobiotics and endogenous compounds. UGT2B8 demonstrates reactivity with estriol. See UGT2B4 (MIM 600067).[supplied by OMIM
Other Designations	UDP glycosyltransferase 2 family, polypeptide B15|UDP-glucuronosyltransferase UGT2B15|UDP-glucuronyltransferase, family 2, beta-15

Pathway

- Androgen and estrogen metabolism
- Ascorbate and aldarate metabolism
- Drug metabolism - cytochrome P450
- Drug metabolism - other enzymes
- Metabolic pathways
- Metabolism of xenobiotics by cytochrome P450
- Pentose and glucuronate interconversions
- Porphyrin and chlorophyll metabolism
- Retinol metabolism
- Starch and sucrose metabolism

Disease

Copyright © 2023 Abnova Corporation. All Rights Reserved.

- Adenomatous Polyposis Coli
- Breast cancer
- Breast Neoplasms
- Cell Transformation
- Colon cancer
- Duodenal Neoplasms
- Genetic Predisposition to Disease
- Hearing Loss
- Insulin Resistance
- Neoplasm Recurrence
- Prostate cancer
- Prostatic Neoplasms
- Psychometrics
- Psychomotor Performance

Copyright © 2023 Abnova Corporation. All Rights Reserved.