MaxPab®

TNNT2 MaxPab rabbit polyclonal antibody (D01)

Catalog # H00007139-D01 Size 100 uL

Applications

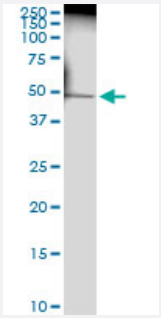

Immunoprecipitation

Immunoprecipitation of TNNT2 transfected lysate using anti-TNNT2 MaxPab rabbit polyclonal antibody and Protein A Magnetic Bead, and immunoblotted with TNNT2 MaxPab mouse polyclonal antibody (B01) (H00007139-B01).

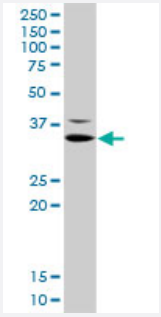

Western Blot (Tissue lysate)

TNNT2 MaxPab rabbit polyclonal antibody. Western Blot analysis of TNNT2 expression in mouse spleen.

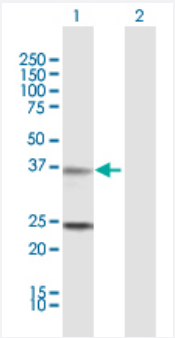

Western Blot (Transfected lysate)

Western Blot analysis of TNNT2 expression in transfected 293T cell line (H00007139-T01) by TNNT2 MaxPab polyclonal antibody.

Lane 1: TNNT2 transfected lysate(35.60 KDa).
Lane 2: Non-transfected lysate.

Specification

Product Description	Rabbit polyclonal antibody raised against a full-length human TNNT2 protein.

Copyright © 2023 Abnova Corporation. All Rights Reserved.

Immunogen	TNNT2 (NP_000355.2, 1 a.a. ~ 295 a.a) full-length human protein.
Sequence	MSDIEEVVEEYEEEEQEEAAVEEEEDWREDEDEQEEAAEEDAEAEAETEETRAEEDEEEEEA KEAEDGPMEESKPKPRSFMPNLVPPKIPDGERVDFDDIHRKRMEKDLNELQALIEAHFENRKKE EEELVSLKDRIERRRAERAEQQRIRNEREKERQNRLAEERARREEEENRRKAEDEARKKKALSN MMHFGGYIQKTERKSGKRQTEREKKKKILAERRKVLAIDHLNEDQLREKAKELWQSIYNLEAEKFD LQEKFKQQKYEINVLRNRINDNQKVSKTRGKAKVTGRWK
Host	Rabbit
Reactivity	Human, Mouse
Quality Control Testing	Antibody reactive against mammalian transfected lysate.
Storage Buffer	No additive
Storage Instruction	Store at -20°C or lower. Aliquot to avoid repeated freezing and thawing.

Applications

- Immunoprecipitation

  Immunoprecipitation of TNNT2 transfected lysate using anti-TNNT2 MaxPab rabbit polyclonal antibody and Protein A Magnetic Bead, and immunoblotted with TNNT2 MaxPab mouse polyclonal antibody (B01) (H00007139-B01).

  Protocol Download

- Western Blot (Tissue lysate)

  TNNT2 MaxPab rabbit polyclonal antibody. Western Blot analysis of TNNT2 expression in mouse spleen.

  Protocol Download

- Western Blot (Transfected lysate)

  Western Blot analysis of TNNT2 expression in transfected 293T cell line (H00007139-T01) by TNNT2 MaxPab polyclonal antibody.

  Lane 1: TNNT2 transfected lysate(35.60 KDa).
  Lane 2: Non-transfected lysate.

  Protocol Download

Gene Info — TNNT2

Entrez GeneID	7139
GeneBank Accession#	NM_000364

Copyright © 2023 Abnova Corporation. All Rights Reserved.

Protein Accession#	NP_000355.2
Gene Name	TNNT2
Gene Alias	CMH2, CMPD2, MGC3889, RCM3, TnTC, cTnT
Gene Description	troponin T type 2 (cardiac)
Omim ID	115195 191045 601494
Gene Ontology	Hyperlink
Gene Summary	The protein encoded by this gene is the tropomyosin-binding subunit of the troponin complex, which is located on the thin filament of striated muscles and regulates muscle contraction in response to alterations in intracellular calcium ion concentration. Mutations in this gene have been associated with familial hypertrophic cardiomyopathy as well as with dilated cardiomyopathy. Transcripts for this gene undergo alternative splicing that results in many tissue-specific isoforms, however, the full-length nature of some of these variants has not yet been determined. [provided by RefSeq
Other Designations	OTTHUMP00000033864|OTTHUMP00000033867|cardiomyopathy, dilated 1D (autosomal dominant)|cardiomyopathy, hypertrophic 2|troponin T type 2, cardiac|troponin T, cardiac muscle|troponin T2, cardiac

Pathway

- Cardiac muscle contraction
- Hypertrophic cardiomyopathy (HCM)

Disease

- Cardiomegaly
- Cardiomyopathies
- Cardiomyopathy
- Cardiovascular Diseases
- Death
- Diabetes Mellitus
- Disease Progression
- Edema

Copyright © 2023 Abnova Corporation. All Rights Reserved.

- Genetic Predisposition to Disease
- Hypertrophy
- Lipid Metabolism
- Mitochondrial Myopathies
- Tachycardia

Copyright © 2023 Abnova Corporation. All Rights Reserved.