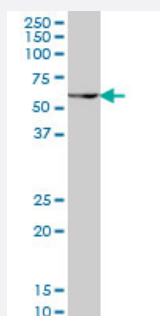


PAX7 monoclonal antibody (M05), clone 1E12

Catalog # H00005081-M05

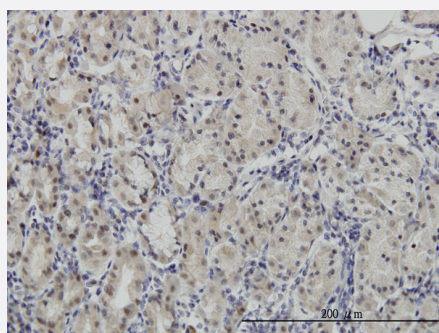
Size 100 ug

Applications



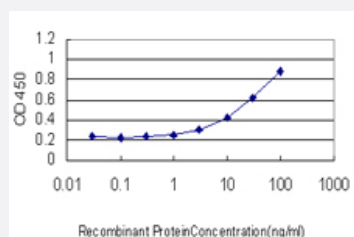
Western Blot (Cell lysate)

PAX7 monoclonal antibody (M05), clone 1E12 Western Blot analysis of PAX7 expression in NIH/3T3 (Cat # L018V1).



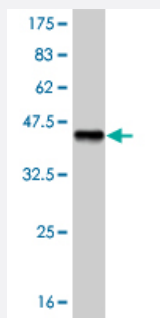
Immunohistochemistry (Formalin/PFA-fixed paraffin-embedded sections)

Immunoperoxidase of monoclonal antibody to PAX7 on formalin-fixed paraffin-embedded human stomach. [antibody concentration 0.5 ug/ml]



Sandwich ELISA (Recombinant protein)

Detection limit for recombinant GST tagged PAX7 is approximately 3ng/ml as a capture antibody.



Western Blot detection against Immunogen (37.84 KDa) .

Specification

Product Description	Mouse monoclonal antibody raised against a partial recombinant PAX7.
Immunogen	PAX7 (NP_002575.1, 411 a.a. ~ 520 a.a) partial recombinant protein with GST tag. MW of the GST tag alone is 26 KDa.
Sequence	GGLDSATSISASCSQRADSIKPGDSLPTSQAYCPPTYSTTGYSVDPVAGYQYGQYQGQSECLVPW ASPVPIPSPTPRASCLFMESYKVVSGWGMSISQMEKLKSSQMEQFT
Host	Mouse
Reactivity	Human, Mouse
Interspecies Antigen Sequence	Mouse (93); Rat (93)
Isotype	IgG2a Kappa
Quality Control Testing	Antibody Reactive Against Recombinant Protein. Western Blot detection against Immunogen (37.84 KDa) .
Storage Buffer	In 1x PBS, pH 7.4
Storage Instruction	Store at -20°C or lower. Aliquot to avoid repeated freezing and thawing.

Applications

- Western Blot (Cell lysate)

PAX7 monoclonal antibody (M05), clone 1E12 Western Blot analysis of PAX7 expression in NIH/3T3 (Cat # L018V1).

[Protocol Download](#)

- Western Blot (Recombinant protein)

[Protocol Download](#)

- Immunohistochemistry (Formalin/PFA-fixed paraffin-embedded sections)

Immunoperoxidase of monoclonal antibody to PAX7 on formalin-fixed paraffin-embedded human stomach. [antibody concentration 0.5 ug/ml]

[Protocol Download](#)

- Sandwich ELISA (Recombinant protein)

Detection limit for recombinant GST tagged PAX7 is approximately 3ng/ml as a capture antibody.

[Protocol Download](#)

- ELISA

Gene Info — PAX7

Entrez GeneID [5081](#)

GeneBank Accession# [NM_002584](#)

Protein Accession# [NP_002575.1](#)

Gene Name PAX7

Gene Alias HUP1, PAX7B

Gene Description paired box 7

Omim ID [167410](#) [268220](#)

Gene Ontology [Hyperlink](#)

Gene Summary This gene is a member of the paired box (PAX) family of transcription factors. Members of this gene family typically contain a paired box domain, an octapeptide, and a paired-type homeodomain. These genes play critical roles during fetal development and cancer growth. The specific function of the paired box 7 gene is unknown but speculated to involve tumor suppression since fusion of this gene with a forkhead domain family member has been associated with alveolar rhabdomyosarcoma. Three transcript variants encoding different isoforms have been found for this gene. [provided by RefSeq]

Other Designations OTTHUMP00000002534|PAX7 transcriptional factor|paired box gene 7|paired box homeotic gene 7|paired domain gene 7

Disease

- [Cleft Lip](#)
- [Cleft Palate](#)
- [Genetic Predisposition to Disease](#)
- [Narcolepsy](#)