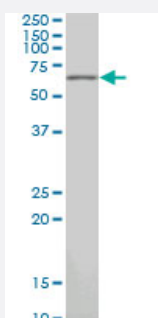


PAX7 monoclonal antibody (M03), clone 3C9

Catalog # H00005081-M03


Size 100 ug

Applications



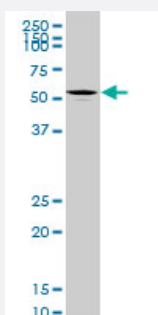
Western Blot (Cell lysate)

PAX7 monoclonal antibody (M03), clone 3C9. Western Blot analysis of PAX7 expression in PC-12 (Cat # L012V1).



Western Blot (Cell lysate)

PAX7 monoclonal antibody (M03), clone 3C9 Western Blot analysis of PAX7 expression in HeLa (Cat # L013V1).

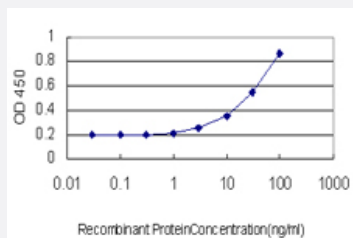


Western Blot (Cell lysate)

PAX7 monoclonal antibody (M03), clone 3C9. Western Blot analysis of PAX7 expression in Raw 264.7 (Cat # L024V1).

Sandwich ELISA (Recombinant protein)

Detection limit for recombinant GST tagged PAX7 is approximately 3ng/ml as a capture antibody.



Western Blot detection against Immunogen (37.84 KDa) .

Specification

Product Description	Mouse monoclonal antibody raised against a partial recombinant PAX7.
Immunogen	PAX7 (NP_002575.1, 411 a.a. ~ 520 a.a) partial recombinant protein with GST tag. MW of the GST tag alone is 26 KDa.
Sequence	GGLDSATSISASCSQRADSIKPGDSLPTSQAYCPPTYSTTGYSVDPVAGYQYGQYQQSECLVPW ASPVPIPSPTPRASCLFMESYKVVSGWGMSISQMEKLKSSQMEQFT
Host	Mouse
Reactivity	Human, Mouse, Rat
Interspecies Antigen Sequence	Mouse (93); Rat (93)
Isotype	IgG2a Kappa
Quality Control Testing	Antibody Reactive Against Recombinant Protein. Western Blot detection against Immunogen (37.84 KDa) .
Storage Buffer	In 1x PBS, pH 7.4
Storage Instruction	Store at -20°C or lower. Aliquot to avoid repeated freezing and thawing.

Applications

- Western Blot (Cell lysate)

PAX7 monoclonal antibody (M03), clone 3C9. Western Blot analysis of PAX7 expression in PC-12 (Cat # L012V1).

[Protocol Download](#)

- Western Blot (Cell lysate)

PAX7 monoclonal antibody (M03), clone 3C9 Western Blot analysis of PAX7 expression in HeLa (Cat # L013V1).

[Protocol Download](#)

- Western Blot (Cell lysate)

PAX7 monoclonal antibody (M03), clone 3C9. Western Blot analysis of PAX7 expression in Raw 264.7 (Cat # L024V1).

[Protocol Download](#)

- Western Blot (Recombinant protein)

[Protocol Download](#)

- Sandwich ELISA (Recombinant protein)

Detection limit for recombinant GST tagged PAX7 is approximately 3ng/ml as a capture antibody.

[Protocol Download](#)

- ELISA

Gene Info — PAX7

Entrez GeneID	5081
---------------	----------------------

GeneBank Accession#	NM_002584
---------------------	---------------------------

Protein Accession#	NP_002575.1
--------------------	-----------------------------

Gene Name	PAX7
-----------	------

Gene Alias	HUP1, PAX7B
------------	-------------

Gene Description	paired box 7
------------------	--------------

Omim ID	167410 268220
---------	---

Gene Ontology

[Hyperlink](#)

Gene Summary

This gene is a member of the paired box (PAX) family of transcription factors. Members of this gene family typically contain a paired box domain, an octapeptide, and a paired-type homeodomain. These genes play critical roles during fetal development and cancer growth. The specific function of the paired box 7 gene is unknown but speculated to involve tumor suppression since fusion of this gene with a forkhead domain family member has been associated with alveolar rhabdomyosarcoma. Three transcript variants encoding different isoforms have been found for this gene. [provided by RefSeq]

Other Designations

OTTHUMP00000002534|PAX7 transcriptional factor|paired box gene 7|paired box homeotic gene 7|paired domain gene 7

Disease

- [Cleft Lip](#)
- [Cleft Palate](#)
- [Genetic Predisposition to Disease](#)
- [Narcolepsy](#)