KIT monoclonal antibody (M04), clone 1G1

Catalog # H00003815-M04 Size 100 ug

Applications

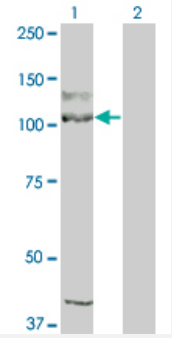

Western Blot (Transfected lysate)

Western Blot analysis of KIT expression in transfected 293T cell line by KIT monoclonal antibody (M04), clone 1G1.

Lane 1: KIT transfected lysate(109.865 KDa).
Lane 2: Non-transfected lysate.

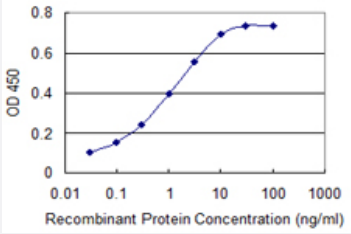

Sandwich ELISA (Recombinant protein)

Detection limit for recombinant GST tagged KIT is 0.03 ng/ml as a capture antibody.

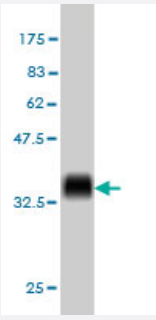

Western Blot detection against Immunogen (36.63 KDa) .

Specification

Product Description	Mouse monoclonal antibody raised against a partial recombinant KIT.

Copyright © 2023 Abnova Corporation. All Rights Reserved.

Immunogen	KIT (NP_000213, 41 a.a. ~ 140 a.a) partial recombinant protein with GST tag. MW of the GST tag al one is 26 KDa.
Sequence	PGKSDLIVRVGDEIRLLCTDPGFVKWTFEILDETNENKQNEWITEKAEATNTGKYTCTNKHGLSNSI YVFVRDPAKLFLVDRSLYGKEDNDTLVRCPLTD
Host	Mouse
Reactivity	Human
Isotype	IgG2b Kappa
Quality Control Testing	Antibody Reactive Against Recombinant Protein. Western Blot detection against Immunogen (36.63 KDa) .
Storage Buffer	In 1x PBS, pH 7.4
Storage Instruction	Store at -20°C or lower. Aliquot to avoid repeated freezing and thawing.

Applications

- Western Blot (Transfected lysate)

  Western Blot analysis of KIT expression in transfected 293T cell line by KIT monoclonal antibody (M04), clone 1G1.

  Lane 1: KIT transfected lysate(109.865 KDa).
  Lane 2: Non-transfected lysate.

  Protocol Download

- Western Blot (Recombinant protein)

  Protocol Download

- Sandwich ELISA (Recombinant protein)

  Detection limit for recombinant GST tagged KIT is 0.03 ng/ml as a capture antibody.

  Protocol Download

- ELISA

Gene Info — KIT

Entrez GeneID	3815
GeneBank Accession#	NM_000222

Copyright © 2023 Abnova Corporation. All Rights Reserved.

Protein Accession#	NP_000213
Gene Name	KIT
Gene Alias	C-Kit, CD117, PBT, SCFR
Gene Description	v-kit Hardy-Zuckerman 4 feline sarcoma viral oncogene homolog
Omim ID	164920 172800 273300 601626 606764
Gene Ontology	Hyperlink
Gene Summary	This gene encodes the human homolog of the proto-oncogene c-kit. C-kit was first identified as th e cellular homolog of the feline sarcoma viral oncogene v-kit. This protein is a type 3 transmembra ne receptor for MGF (mast cell growth factor, also known as stem cell factor). Mutations in this ge ne are associated with gastrointestinal stromal tumors, mast cell disease, acute myelogenous luk emia, and piebaldism. Multiple transcript variants encoding different isoforms have been found for this gene. [provided by RefSeq
Other Designations	mast/stem cell growth factor receptor|proto-oncogene tyrosine-protein kinase Kit|soluble KIT varia nt 1

Pathway

- Acute myeloid leukemia
- Cytokine-cytokine receptor interaction
- Endocytosis
- Hematopoietic cell lineage
- Melanogenesis
- Pathways in cancer

Disease

- Acute Disease
- Aneuploidy
- Azoospermia
- Chronic Disease
- Constipation

Copyright © 2023 Abnova Corporation. All Rights Reserved.

- Disease Progression
- Gastrointestinal Stromal Tumors
- Genetic Predisposition to Disease
- Hematologic Neoplasms
- Hyperpigmentation
- Infertility
- Leukemia
- Liver Neoplasms
- Lung Neoplasms
- Malignant melanoma
- Mastocytosis
- Melanoma
- Neoplasm
- Neoplasm Recurrence
- Neoplasm Seeding
- Oligospermia
- Osteoporosis
- Pancreatic cancer
- Pancreatic Neoplasms
- Skin Neoplasms
- Splenic Neoplasms
- Stomach Neoplasms
- Thyroid Neoplasms
- Translocation

Copyright © 2023 Abnova Corporation. All Rights Reserved.