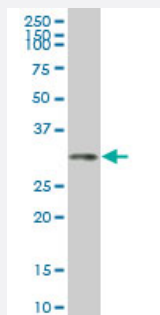


HOXC4 monoclonal antibody (M02), clone 2D6

Catalog # H00003221-M02

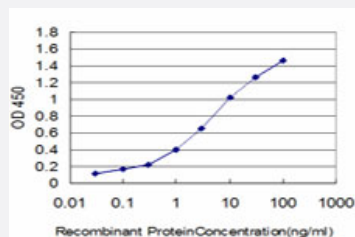
Size 100 ug

Applications



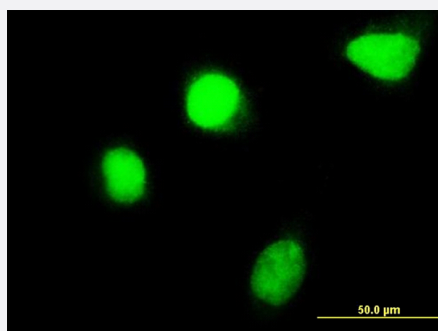
Western Blot (Cell lysate)

HOXC4 monoclonal antibody (M02), clone 2D6 Western Blot analysis of HOXC4 expression in K-562 (Cat # L009V1).



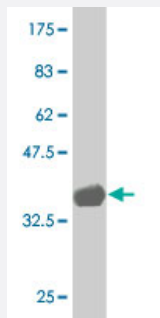
Sandwich ELISA (Recombinant protein)

Detection limit for recombinant GST tagged HOXC4 is approximately 0.03ng/ml as a capture antibody.



Immunofluorescence

Immunofluorescence of monoclonal antibody to HOXC4 on HeLa cell. [antibody concentration 10 ug/ml]



Western Blot detection against Immunogen (37.29 KDa) .

Specification

Product Description	Mouse monoclonal antibody raised against a partial recombinant HOXC4.
Immunogen	HOXC4 (NP_705897, 160 a.a. ~ 264 a.a) partial recombinant protein with GST tag. MW of the GST tag alone is 26 KDa.
Sequence	RTAYTRQQVLELEKEFHYNRYLTRRRRIEIAHSLCLSERQIKWIFQNRRMKWKDHRPNTKVRSA PPAGAAPSTLSAATPGTSEDHSQSATPPEQQRAEDITRL
Host	Mouse
Reactivity	Human
Isotype	IgG1 Kappa
Quality Control Testing	Antibody Reactive Against Recombinant Protein. Western Blot detection against Immunogen (37.29 KDa) .
Storage Buffer	In 1x PBS, pH 7.4
Storage Instruction	Store at -20°C or lower. Aliquot to avoid repeated freezing and thawing.

Applications

- Western Blot (Cell lysate)

HOXC4 monoclonal antibody (M02), clone 2D6 Western Blot analysis of HOXC4 expression in K-562 (Cat # L009V1).

[Protocol Download](#)

- Western Blot (Recombinant protein)

[Protocol Download](#)

- Sandwich ELISA (Recombinant protein)

Detection limit for recombinant GST tagged HOXC4 is approximately 0.03ng/ml as a capture antibody.

[Protocol Download](#)

- ELISA

- Immunofluorescence

Immunofluorescence of monoclonal antibody to HOXC4 on HeLa cell. [antibody concentration 10 ug/ml]

Gene Info — HOXC4

Entrez GeneID [3221](#)

GeneBank Accession# [NM_153633](#)

Protein Accession# [NP_705897](#)

Gene Name HOXC4

Gene Alias HOX3, HOX3E, cp19

Gene Description homeobox C4

Omim ID [142974](#)

Gene Ontology [Hyperlink](#)

Gene Summary

This gene belongs to the homeobox family of genes. The homeobox genes encode a highly conserved family of transcription factors that play an important role in morphogenesis in all multicellular organisms. Mammals possess four similar homeobox gene clusters, HOXA, HOXB, HOXC and HOXD, which are located on different chromosomes and consist of 9 to 11 genes arranged in tandem. This gene, HOXC4, is one of several homeobox HOXC genes located in a cluster on chromosome 12. Three genes, HOXC5, HOXC4 and HOXC6, share a 5' non-coding exon. Transcripts may include the shared exon spliced to the gene-specific exons, or they may include only the gene-specific exons. Two alternatively spliced variants that encode the same protein have been described for HOXC4. Transcript variant one includes the shared exon, and transcript variant two includes only gene-specific exons. [provided by RefSeq]

Other Designations homeo box 3E|homeo box C4

Disease

- [Genetic Predisposition to Disease](#)

- [Heart Defects](#)