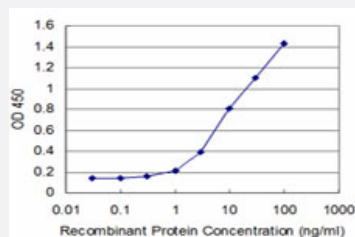


HOXA5 monoclonal antibody (M03), clone 1D12

Catalog # H00003202-M03

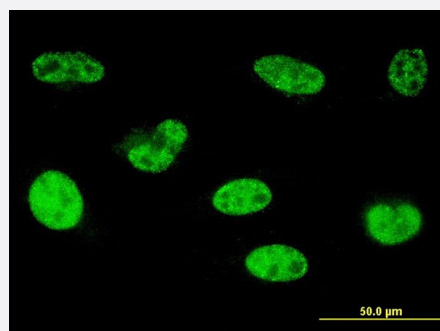
Size 100 ug

Applications



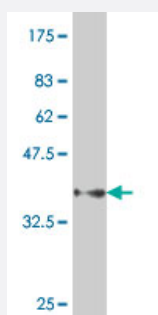
Sandwich ELISA (Recombinant protein)

Detection limit for recombinant GST tagged HOXA5 is approximately 0.3ng/ml as a capture antibody.



Immunofluorescence

Immunofluorescence of monoclonal antibody to HOXA5 on HeLa cell . [antibody concentration 10 ug/ml]



Western Blot detection against Immunogen (36.63 KDa) .

Specification

Product Description

Mouse monoclonal antibody raised against a partial recombinant HOXA5.

Immunogen	HOXA5 (NP_061975.1, 171 a.a. ~ 270 a.a) partial recombinant protein with GST tag. MW of the GST tag alone is 26 KDa.
Sequence	PAQPQIYPWMRKLHISHDNIGGPEGKRARTAYTRYQTLELEKEFHFNRYLTRRRRIEIAHALCLSERQIKWIFQNRRMKWKKDNKLKSMMAAAGGAFRP
Host	Mouse
Reactivity	Human
Isotype	IgG2b Kappa
Quality Control Testing	Antibody Reactive Against Recombinant Protein. Western Blot detection against Immunogen (36.63 KDa) .
Storage Buffer	In 1x PBS, pH 7.4
Storage Instruction	Store at -20°C or lower. Aliquot to avoid repeated freezing and thawing.

Applications

- Western Blot (Recombinant protein)

[Protocol Download](#)

- Sandwich ELISA (Recombinant protein)

Detection limit for recombinant GST tagged HOXA5 is approximately 0.3ng/ml as a capture antibody.

[Protocol Download](#)

- ELISA

- Immunofluorescence

Immunofluorescence of monoclonal antibody to HOXA5 on HeLa cell . [antibody concentration 10 ug/ml]

Gene Info — HOXA5

Entrez GeneID	3202
GeneBank Accession#	NM_019102.1
Protein Accession#	NP_061975.1
Gene Name	HOXA5

Gene Alias	HOX1, HOX1.3, HOX1C, MGC9376
Gene Description	homeobox A5
Omim ID	142952
Gene Ontology	Hyperlink
Gene Summary	<p>In vertebrates, the genes encoding the class of transcription factors called homeobox genes are found in clusters named A, B, C, and D on four separate chromosomes. Expression of these proteins is spatially and temporally regulated during embryonic development. This gene is part of the A cluster on chromosome 7 and encodes a DNA-binding transcription factor which may regulate gene expression, morphogenesis, and differentiation. Methylation of this gene may result in the loss of its expression and, since the encoded protein upregulates the tumor suppressor p53, this protein may play an important role in tumorigenesis. [provided by RefSeq]</p>
Other Designations	homeo box 1C homeo box A5 homeobox protein HOXA5

Disease

- [Clubfoot](#)