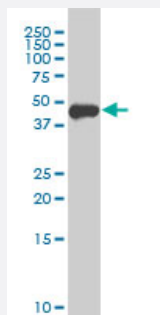


FOXA1 monoclonal antibody (M05), clone 3C1

Catalog # H00003169-M05

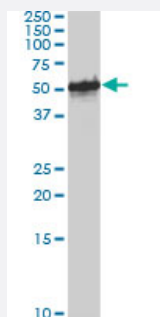
Size 100 ug

Applications



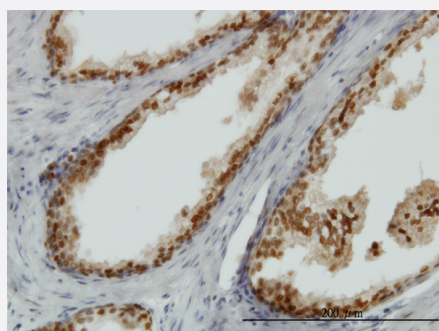
Western Blot (Cell lysate)

FOXA1 monoclonal antibody (M05), clone 3C1 Western Blot analysis of FOXA1 expression in MCF-7 (Cat # L046V1).



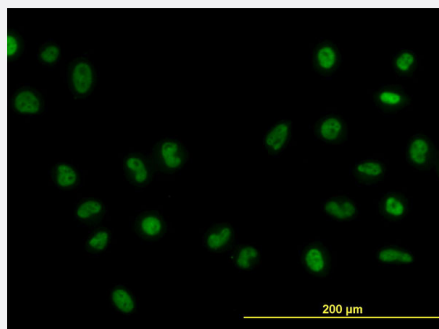
Western Blot (Cell lysate)

FOXA1 monoclonal antibody (M05), clone 3C1. Western Blot analysis of FOXA1 expression in HepG2 (Cat # L019V1).




Immunohistochemistry (Formalin/PFA-fixed paraffin-embedded sections)

Immunoperoxidase of monoclonal antibody to FOXA1 on formalin-fixed paraffin-embedded human prostate. [antibody concentration 1.5 ug/ml]



Immunofluorescence

Immunofluorescence of monoclonal antibody to FOXA1 on HeLa cell. [antibody concentration 10 ug/ml]



Western Blot detection against Immunogen (37.4 KDa) .

Specification

Product Description	Mouse monoclonal antibody raised against a partial recombinant FOXA1.
Immunogen	FOXA1 (NP_004487, 367 a.a. ~ 472 a.a) partial recombinant protein with GST tag. MW of the GST tag alone is 26 KDa.
Sequence	LASVPASHPAHGLAPHESQLHLKGDPHYSFNHPFSINNLMSSSEQQHKLDFKAYEQALQYSPYG STLPASLPLGSASVTTRSPIEPSALEPAYQGVYSRPVLNTS
Host	Mouse
Reactivity	Human
Isotype	IgG1 Kappa
Quality Control Testing	Antibody Reactive Against Recombinant Protein. Western Blot detection against Immunogen (37.4 KDa) .
Storage Buffer	In 1x PBS, pH 7.4
Storage Instruction	Store at -20°C or lower. Aliquot to avoid repeated freezing and thawing.

Applications

- Western Blot (Cell lysate)

FOXA1 monoclonal antibody (M05), clone 3C1 Western Blot analysis of FOXA1 expression in MCF-7 (Cat # L046V1).

[Protocol Download](#)

- Western Blot (Cell lysate)

FOXA1 monoclonal antibody (M05), clone 3C1. Western Blot analysis of FOXA1 expression in HepG2 (Cat # L019V1).

[Protocol Download](#)

- Western Blot (Recombinant protein)

[Protocol Download](#)

- Immunohistochemistry (Formalin/PFA-fixed paraffin-embedded sections)

Immunoperoxidase of monoclonal antibody to FOXA1 on formalin-fixed paraffin-embedded human prostate. [antibody concentration 1.5 ug/ml]

[Protocol Download](#)

- ELISA

- Immunofluorescence

Immunofluorescence of monoclonal antibody to FOXA1 on HeLa cell. [antibody concentration 10 ug/ml]

Gene Info — FOXA1

Entrez GeneID	3169
---------------	----------------------

GeneBank Accession#	NM_004496
---------------------	---------------------------

Protein Accession#	NP_004487
--------------------	---------------------------

Gene Name	FOXA1
-----------	-------

Gene Alias	HNF3A, MGC33105, TCF3A
------------	------------------------

Gene Description	forkhead box A1
------------------	-----------------

Omim ID	602294
---------	------------------------

Gene Ontology	Hyperlink
---------------	---------------------------

Gene Summary

This gene encodes a member of the forkhead class of DNA-binding proteins. These hepatocyte nuclear factors are transcriptional activators for liver-specific transcripts such as albumin and transthyretin, and they also interact with chromatin. Similar family members in mice have roles in the regulation of metabolism and in the differentiation of the pancreas and liver. [provided by RefSeq]

Other Designations

hepatocyte nuclear factor 3, alpha

Disease

- [Breast cancer](#)
- [Breast Neoplasms](#)