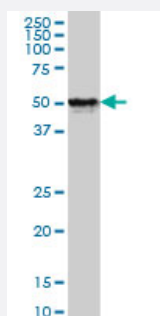


# FOXA1 monoclonal antibody (M03), clone 4F6

Catalog # H00003169-M03

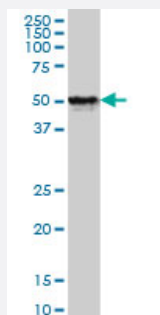
Size 100 ug

## Applications



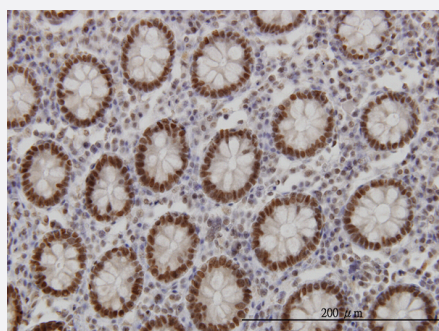
### Western Blot (Cell lysate)

FOXA1 monoclonal antibody (M03), clone 4F6 Western Blot analysis of FOXA1 expression in A-431 ( Cat # L015V1 ).



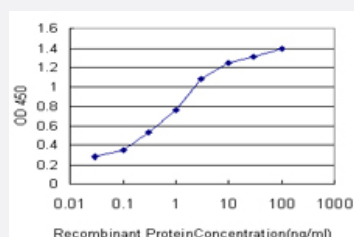
### Western Blot (Cell lysate)

FOXA1 monoclonal antibody (M03), clone 4F6 Western Blot analysis of FOXA1 expression in HepG2 ( Cat # L019V1 ).



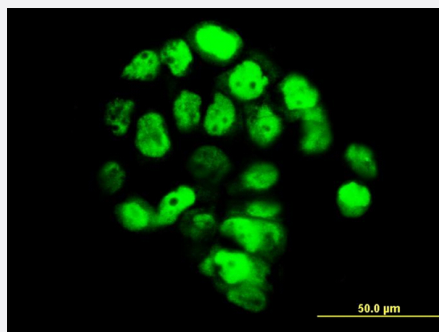
### Immunohistochemistry (Formalin/PFA-fixed paraffin-embedded sections)

Immunoperoxidase of monoclonal antibody to FOXA1 on formalin-fixed paraffin-embedded human colon. [antibody concentration 3 ug/ml]




### Sandwich ELISA (Recombinant protein)

Detection limit for recombinant GST tagged FOXA1 is approximately 0.03ng/ml as a capture antibody.



## Immunofluorescence

Immunofluorescence of monoclonal antibody to FOXA1 on A-431 cell. [antibody concentration 10 ug/ml]



Western Blot detection against Immunogen (37.4 KDa) .

## Specification

<b>Product Description</b>	Mouse monoclonal antibody raised against a partial recombinant FOXA1.
<b>Immunogen</b>	FOXA1 (NP_004487, 367 a.a. ~ 472 a.a) partial recombinant protein with GST tag. MW of the GST tag alone is 26 KDa.
<b>Sequence</b>	LASVPASHPAHGLAPHESQLHLKGDPHYSFNHPFSINNLMSSSEQQHKLDFKAYEQALQYSPYG STLPASLPLGSASVTTRSPIEPSALEPAYYQGVYSRPVLNTS
<b>Host</b>	Mouse
<b>Reactivity</b>	Human
<b>Isotype</b>	IgG2b Kappa
<b>Quality Control Testing</b>	Antibody Reactive Against Recombinant Protein. Western Blot detection against Immunogen (37.4 KDa) .
<b>Storage Buffer</b>	In 1x PBS, pH 7.4
<b>Storage Instruction</b>	Store at -20°C or lower. Aliquot to avoid repeated freezing and thawing.

## Applications

- Western Blot (Cell lysate)

FOXA1 monoclonal antibody (M03), clone 4F6 Western Blot analysis of FOXA1 expression in A-431 ( Cat # L015V1 ).

[Protocol Download](#)

- Western Blot (Cell lysate)

FOXA1 monoclonal antibody (M03), clone 4F6 Western Blot analysis of FOXA1 expression in HepG2 ( Cat # L019V1 ).

[Protocol Download](#)

- Western Blot (Recombinant protein)

[Protocol Download](#)

- Immunohistochemistry (Formalin/PFA-fixed paraffin-embedded sections)

Immunoperoxidase of monoclonal antibody to FOXA1 on formalin-fixed paraffin-embedded human colon. [antibody concentration 3 ug/ml]

[Protocol Download](#)

- Sandwich ELISA (Recombinant protein)

Detection limit for recombinant GST tagged FOXA1 is approximately 0.03ng/ml as a capture antibody.

[Protocol Download](#)

- ELISA

- Immunofluorescence

Immunofluorescence of monoclonal antibody to FOXA1 on A-431 cell. [antibody concentration 10 ug/ml]

## Gene Info — FOXA1

Entrez GeneID [3169](#)

GeneBank Accession# [NM\\_004496](#)

Protein Accession# [NP\\_004487](#)

Gene Name FOXA1

Gene Alias HNF3A, MGC33105, TCF3A

Gene Description forkhead box A1

**Omim ID** [602294](#)

**Gene Ontology** [Hyperlink](#)

**Gene Summary** This gene encodes a member of the forkhead class of DNA-binding proteins. These hepatocyte nuclear factors are transcriptional activators for liver-specific transcripts such as albumin and transthyretin, and they also interact with chromatin. Similar family members in mice have roles in the regulation of metabolism and in the differentiation of the pancreas and liver. [provided by RefSeq]

**Other Designations** hepatocyte nuclear factor 3, alpha

## Disease

- [Breast cancer](#)
- [Breast Neoplasms](#)