MaxPab®

ACAT2 purified MaxPab rabbit polyclonal antibody (D01P)

Catalog # H00000039-D01P Size 100 ug

Applications



Western Blot (Tissue lysate)

ACAT2 MaxPab rabbit polyclonal antibody. Western Blot analysis of ACAT2 expression in mouse stomach.

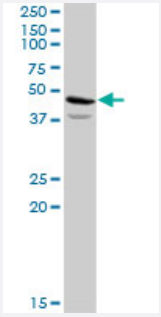

Western Blot (Tissue lysate)

ACAT2 MaxPab rabbit polyclonal antibody. Western Blot analysis of ACAT2 expression in human liver.

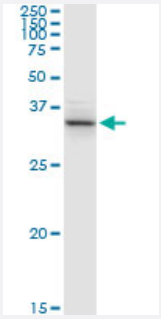

Western Blot (Tissue lysate)

ACAT2 MaxPab rabbit polyclonal antibody. Western Blot analysis of ACAT2 expression in mouse spleen.

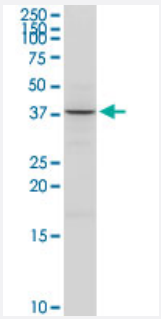

Western Blot (Cell lysate)

ACAT2 MaxPab rabbit polyclonal antibody. Western Blot analysis of ACAT2 expression in Jurkat.

Copyright © 2023 Abnova Corporation. All Rights Reserved.

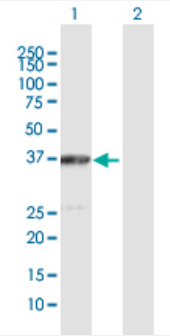

Western Blot (Transfected lysate)

Western Blot analysis of ACAT2 expression in transfected 293T cell line (H00000039-T01) by ACAT2 MaxPab polyclonal antibody.

Lane 1: ACAT2 transfected lysate(41.40 KDa).
Lane 2: Non-transfected lysate.

Specification

Product Description	Rabbit polyclonal antibody raised against a full-length human ACAT2 protein.
Immunogen	ACAT2 (AAH00408.1, 1 a.a. ~ 397 a.a) full-length human protein.
Sequence	MNAGSDPVVIVSAARTIIGSFNGALAAVPVQDLGSTVIKEVLKRATVAPEDVSEVIFGHVLAAGCG QNPVRQASVGAGIPYSVPAWSCQMICGSGLKAVCLAVQSIGIGDSSIVVAGGMENMSKAPHLAYL RTGVKIGEMPLTDSILCDGLTDAFHNCHMGITAENVAKKWQVSREDQDKVAVLSQNRTENAQKA GHFDKEIVPVLVSTRRGLIEVKTDEFPRHGSNIEAMSKLKPYFLTDGTGTVTPANASGINDGAAAV VLMKKSEADKRGLTPLARIVSWSQVGVEPSIMGIGPIPAIKQAVTKAGWSLEDVDIFEINEAFAAVS AAIVKELGLNPEKVNIEGGAIALGHPLGASGCRILVTLLHTLERMGRSRGVAALCIGGGMGIAMCVQ RE
Host	Rabbit
Reactivity	Human, Mouse
Interspecies Antigen Sequence	Mouse (87); Rat (84)
Quality Control Testing	Antibody reactive against mammalian transfected lysate.
Storage Buffer	In 1x PBS, pH 7.4
Storage Instruction	Store at -20°C or lower. Aliquot to avoid repeated freezing and thawing.

Applications

- Western Blot (Tissue lysate)

  ACAT2 MaxPab rabbit polyclonal antibody. Western Blot analysis of ACAT2 expression in mouse stomach.

  Protocol Download

Copyright © 2023 Abnova Corporation. All Rights Reserved.

- Western Blot (Tissue lysate)

  ACAT2 MaxPab rabbit polyclonal antibody. Western Blot analysis of ACAT2 expression in human liver.

  Protocol Download

- Western Blot (Tissue lysate)

  ACAT2 MaxPab rabbit polyclonal antibody. Western Blot analysis of ACAT2 expression in mouse spleen.

  Protocol Download

- Western Blot (Cell lysate)

  ACAT2 MaxPab rabbit polyclonal antibody. Western Blot analysis of ACAT2 expression in Jurkat.

  Protocol Download

- Western Blot (Transfected lysate)

  Western Blot analysis of ACAT2 expression in transfected 293T cell line (H00000039-T01) by ACAT2 MaxPab polyclonal antibody.

  Lane 1: ACAT2 transfected lysate(41.40 KDa).
  Lane 2: Non-transfected lysate.

  Protocol Download

Gene Info — ACAT2

Entrez GeneID	39
GeneBank Accession#	BC000408.2
Protein Accession#	AAH00408.1
Gene Name	ACAT2
Gene Alias	-
Gene Description	acetyl-Coenzyme A acetyltransferase 2
Omim ID	100678
Gene Ontology	Hyperlink
Gene Summary	The product of this gene is an enzyme involved in lipid metabolism, and it encodes cytosolic acet oacetyl-CoA thiolase. This gene shows complementary overlapping with the 3-prime region of the TCP1 gene in both mouse and human. These genes are encoded on opposite strands of DNA, a s well as in opposite transcriptional orientation. [provided by RefSeq

Copyright © 2023 Abnova Corporation. All Rights Reserved.

Other Designations	OTTHUMP00000017527|acetoacetyl Coenzyme A thiolase|cytosolic acetoacetyl-CoA thiolase

Pathway

- Benzoate degradation via CoA ligation
- Butanoate metabolism
- Fatty acid metabolism
- Lysine degradation
- Metabolic pathways
- Propanoate metabolism
- Pyruvate metabolism
- Synthesis and degradation of ketone bodies
- Terpenoid backbone biosynthesis
- Tryptophan metabolism
- Valine

Disease

- Alzheimer Disease
- Atherosclerosis
- Cardiovascular Diseases
- Chronic Disease
- Coronary Artery Disease
- Coronary Disease
- Dementia
- Diabetes Mellitus
- Drug Toxicity

Copyright © 2023 Abnova Corporation. All Rights Reserved.

- Dyslipidemias
- Edema
- Genetic Predisposition to Disease
- Hypercholesterolemia
- Hyperlipidemias
- Hypertension
- Kidney Diseases
- Metabolic Diseases
- Metabolic Syndrome X
- Obesity
- Werner syndrome

Copyright © 2023 Abnova Corporation. All Rights Reserved.