Sm Size

c-met/CEN7q FISH Probe

Catalog # FG0004 Size 200 uL, 100 uL

Applications

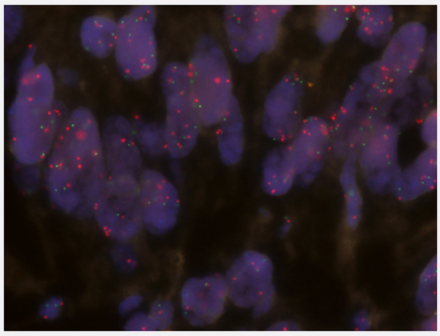

Fluorescent *In Situ* Hybridization (Formalin/PFA-fixed paraffin-embedded sections)

Human stomach carcinoma (FFPE) stained with c-met/CEN7q FISH Probe. Human stomach carcinoma showed c-met gene amplification.

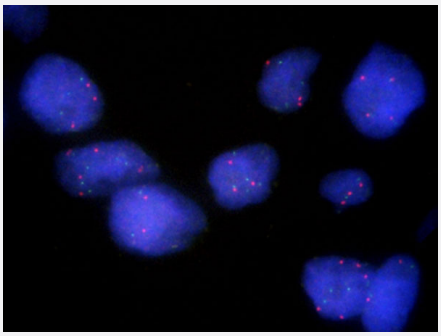

Fluorescent *In Situ* Hybridization (Formalin/PFA-fixed paraffin-embedded sections)

Human lung, adenosquamous cell carcinoma (FFPE) stained with c-met/CEN7q FISH Probe. Human lung, adenosquamous cell carcinoma showed no c-met gene amplification.

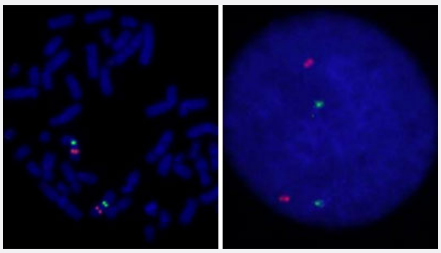

Copyright © 2023 Abnova Corporation. All Rights Reserved.

Hybridization position of the probes on the chromosome.

Hybridization position of the probes on the chromosome.

Specification

Product Description	Labeled FISH probes for identification of gene amplification using Fluorescent In Situ Hybridization T echnique. (Technology).
Probe 1	**Name:** c-met **Size:** Approximately 270kb **Fluorophore:** Texas Red **Location:** 7q31
Probe 2	**Name:** CEN7q **Size:** Approximately 820kb **Fluorophore:** FITC **Location:** 7q11.21
Probe Gap	The gap between two probes is approximately 51,200 kb.
Origin	Human
Source	Genomic DNA
Reactivity	Human
Form	Liquid
Notice	We **strongly recommend** the customer to use FFPE FISH PreTreatment Kit 1 (Catalog #: KA2375 or KA2691) for the pretreatment of Formalin-Fixed Paraffin-Embedded (FFPE) tissue sections.
Regulation Status	For research use only (RUO)
Quality Control Testing	Representative images of normal human cell (lymphocyte) stain with the dual color FISH probe. The l eft image is chromosomes at metaphase, and the right image is an interphase nucleus.
Supplied Products	DAPI Counterstain (1500 ng/mL) 125 uL for each 100 uL FISH Probe
Storage Instruction	Store at 4°C in the dark.

Copyright © 2023 Abnova Corporation. All Rights Reserved.

Note	Hybridization position of the probes on the chromosome. Hybridization position of the probes on the chromosome.
Self-Attestation	Abnova self-attests to comply with the U.S. Framework for Nucleic Acid Synthesis Screening

Applications

- Fluorescent *In Situ* Hybridization (Formalin/PFA-fixed paraffin-embedded sections)

  Human stomach carcinoma (FFPE) stained with c-met/CEN7q FISH Probe. Human stomach carcinoma showed c-met gene amplification.

  Protocol Download

- Fluorescent *In Situ* Hybridization (Formalin/PFA-fixed paraffin-embedded sections)

  Human lung, adenosquamous cell carcinoma (FFPE) stained with c-met/CEN7q FISH Probe. Human lung, adenosquamous cell carcinoma showed no c-met gene amplification.

  Protocol Download

- Fluorescent In Situ Hybridization (Cell)

  Protocol Download

Gene Info — MET

Entrez GeneID	4233
Gene Name	MET
Gene Alias	AUTS9, HGFR, RCCP2, c-Met
Gene Description	met proto-oncogene (hepatocyte growth factor receptor)
Omim ID	114550 164860 605074 611015
Gene Ontology	Hyperlink
Gene Summary	The proto-oncogene MET product is the hepatocyte growth factor receptor and encodes tyrosine-kinase activity. The primary single chain precursor protein is post-translationally cleaved to produc e the alpha and beta subunits, which are disulfide linked to form the mature receptor. Various mut ations in the MET gene are associated with papillary renal carcinoma. Two transcript variants enc oding different isoforms have been found for this gene. [provided by RefSeq

Copyright © 2023 Abnova Corporation. All Rights Reserved.

Other Designations	HGF receptor|OTTHUMP00000069168|SF receptor|met proto-oncogene|met proto-oncogene tyrosine kinase|oncogene MET|scatter factor receptor

Publication Reference

- Combination of Docetaxel Plus Savolitinib in Refractory Cancer Patients: A Report on Phase I Trial.

  Kim ST, Lee S, Park M, Park SH, Park JO, Lim HY, Park YS, Kang WK, Gangolli EA, Shin H, Kim KM, Hollingsworth SJ, Mortimer PGS, Lee J.

  Translational Oncology 2019 Jan; 12(4):597.

  Application: Func, Human, Human gastric cancer

- MET is overexpressed in microsatellite instability-high gastric carcinoma.

  Sim J, Heo YJ, Bae H, Shin HC, Kim B, Cho J, Kim ST, Lee J, Kang WK, Kim KM.

  Pathology, Research and Practice 2019 Mar; 215(3):433.

  Application: FISH, Human, Human gastric carcinoma

- Efficacy of continuous EGFR-inhibition and role of Hedgehog in EGFR acquired resistance in human lung cancer cells with activating mutation of EGFR.

  Della Corte CM, Malapelle U, Vigliar E, Pepe F, Troncone G, Ciaramella V, Troiani T, Martinelli E, Belli V, Ciardiello F, Morgillo F.

  Amino Acids 2017 Apr; 8(14):23020.

  Application: FISH, Mouse, Mouse tumors (xenografts in mice of EGFR inhibitors resistant tumors)

- Integrated analysis of pediatric glioblastoma reveals a subset of biologically favorable tumors with associated molecular prognostic markers.

  Korshunov A, Ryzhova M, Hovestadt V, Bender S, Sturm D, Capper D, Meyer J, Schrimpf D, Kool M, Northcott PA, Zheludkova O, Milde T, Witt O, Kulozik AE, Reifenberger G, Jabado N, Perry A, Lichter P, von Deimling A, Pfister SM, Jones DT.

  Acta Neuropathologica 2015 May; 129(5):669.

  Application: FISH-P, Human, Human glioblastoma

- Co-existence of positive MET FISH status with EGFR mutations signifies poor prognosis in lung adenocarcinoma patients.

  Tanaka A, Sueoka-Aragane N, Nakamura T, Takeda Y, Mitsuoka M, Yamasaki F, Hayashi S, Sueoka E, Kimura S.

  Lung Cancer 2012 Jan; 75(1):89.

  Application: FISH, Human, A549, H1975 cells, Lung adenocarcinoma

Pathway

- Adherens junction

Copyright © 2023 Abnova Corporation. All Rights Reserved.

- Axon guidance
- Colorectal cancer
- Cytokine-cytokine receptor interaction
- Endocytosis
- Epithelial cell signaling in Helicobacter pylori infection
- Focal adhesion
- Melanoma
- Pathways in cancer
- Renal cell carcinoma

Disease

- Adenocarcinoma
- Autistic Disorder
- Carcinoma
- Cell Transformation
- Child Development Disorders
- Chronic Disease
- Cognition Disorders
- Disease Progression
- Gastrointestinal Diseases
- Genetic Predisposition to Disease
- Head and Neck Neoplasms
- Hyperparathyroidism
- Lung Neoplasms
- Myopia
- Nasal Polyps

Copyright © 2023 Abnova Corporation. All Rights Reserved.

- Neoplasm Metastasis
- Neoplasms
- Neuropsychological Tests
- Pancreatic cancer
- Pancreatic Neoplasms
- Pulmonary Disease
- Refractive Errors
- Rhinitis
- Schizophrenia
- Sinusitis
- Skin Neoplasms
- Urinary Bladder Neoplasms
- Werner syndrome

Copyright © 2023 Abnova Corporation. All Rights Reserved.