RecomAb™ | *In Vivo* Functional Grade Antibodies | Sm Size

# AFP recombinant monoclonal antibody

Catalog # RAB09523 Size 50 ug

## Applications

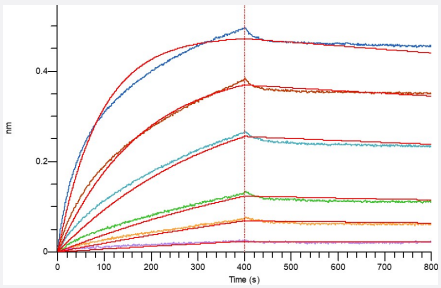


### Bio-layer interferometry

Loaded Anti-Human AFP mAb (Cat # RAB09523) on Protein A Biosensor, can bind HLA-A*0201 AFP complex Protein-His with an affinity constant of 1.6 nM as determined in BLI assay.

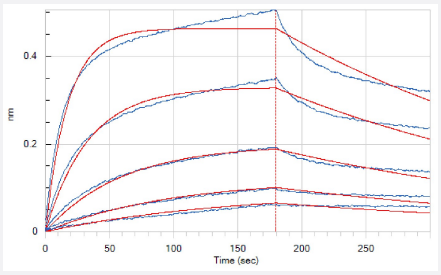


### Bio-layer interferometry

Loaded Anti-Human AFP mAb (Cat # RAB09523) on Pro-A Biosensor, can bind Biotinylated Human&Mouse Chimeric HLA-A*0201 AFP complex Protein (C-Avi-10His) with an affinity constant of 0.174 nM as determined in BLI assay.

Copyright © 2023 Abnova Corporation. All Rights Reserved.

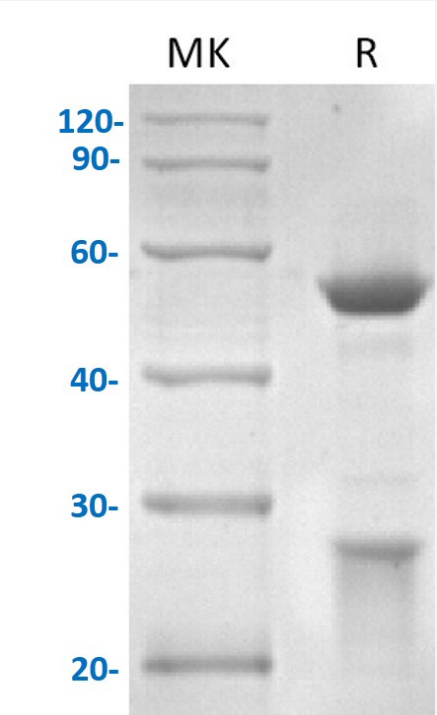


## SDS-PAGE

Greater than 95% as determined by reducing SDS-PAGE.

## Specification

| | |
|---|---|
| **Product Description** | AFP recombinant monoclonal antibody, IgG1 targeting Human Anti-AFP recombinant protein. |
| **Antibody Species** | Human |
| **Theoretical MW (kDa)** | 49.1, 23.3 |
| **Reactivity** | Human |
| **Form** | Liquid |
| **Preparation Method** | Mammalian cell expression system |
| **Isotype** | Human IgG1 |
| **Purity** | ≥ 95% by SDS-PAGE |
| **Endotoxin Level** | < 1 EU per 1 ug of the protein by the LAL method. |
| **Form** | Liquid |
| **Isotype** | IgG1 |
| **Storage Buffer** | In PBS, pH 7.4 |
| **Sterility** | 0.2 um filtration |
| **Storage Instruction** | Store at -20°C, stable for 12 months after receipt.<br>Aliquot to avoid repeated freezing and thawing. |

Copyright © 2023 Abnova Corporation. All Rights Reserved.

## Applications

- Bio-layer interferometry

  Loaded Anti-Human AFP mAb (Cat # RAB09523) on Protein A Biosensor, can bind HLA-A*0201 AFP complex Protein-His with an affinity constant of 1.6 nM as determined in BLI assay.

- Bio-layer interferometry

  Loaded Anti-Human AFP mAb (Cat # RAB09523) on Pro-A Biosensor, can bind Biotinylated Human&Mouse Chimeric HLA-A*0201 AFP complex Protein (C-Avi-10His) with an affinity constant of 0.174 nM as determined in BLI assay.

## Gene Info — AFP

| | |
|---|---|
| **Entrez GeneID** | 174 |
| **Protein Accession#** | P02771 |
| **Gene Name** | AFP |
| **Gene Alias** | FETA, HPAFP |
| **Gene Description** | alpha-fetoprotein |
| **Omim ID** | 104150 |
| **Gene Ontology** | Hyperlink |
| **Gene Summary** | This gene encodes alpha-fetoprotein, a major plasma protein produced by the yolk sac and the liver during fetal life. Alpha-fetoprotein expression in adults is often associated with hepatoma or teratoma. However, hereditary persistance of alpha-fetoprotein may also be found in individuals with no obvious pathology. The protein is thought to be the fetal counterpart of serum albumin, and the alpha-fetoprotein and albumin genes are present in tandem in the same transcriptional orientation on chromosome 4. Alpha-fetoprotein is found in monomeric as well as dimeric and trimeric forms, and binds copper, nickel, fatty acids and bilirubin. The level of alpha-fetoprotein in amniotic fluid is used to measure renal loss of protein to screen for spina bifida and anencephaly. [provided by RefSeq |
| **Other Designations** | OTTHUMP00000160480\|alpha-1-fetoprotein\|alpha-fetoglobulin |

## Disease

- Carcinoma
- Liver Cirrhosis

Copyright © 2023 Abnova Corporation. All Rights Reserved.

- Liver Neoplasms

Copyright © 2023 Abnova Corporation. All Rights Reserved.