RecomAb™ | *In Vivo* Functional Grade Antibodies | Sm Size

ERBB2 recombinant monoclonal antibody

Catalog # RAB09510 Size 50 ug

Applications

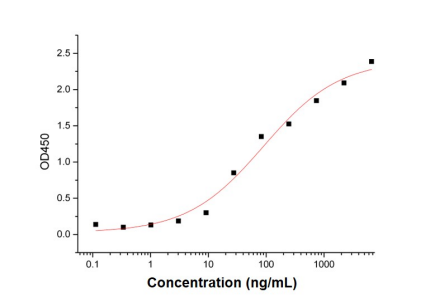

Enzyme-linked Immunoabsorbent Assay

Immobilized Human ERBB2-His at 2 ug/mL (100 uL/well) can bind Human ERBB2 Antibody (Cat # RAB09510) . The ED_{50} of Human ERBB2 Antibody (Cat # RAB07826) is 89.54 ng/mL.

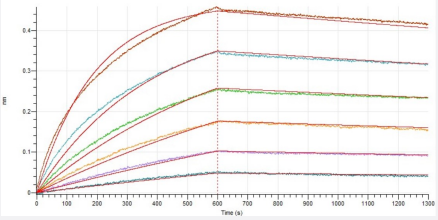

Bio-layer interferometry

Loaded Human ERBB2 Antibody (Cat # RAB09510) on Protein A Biosensor, can bind Human ERBB2-His with an affinity constant of 1.36 nM as determined in BLI assay.

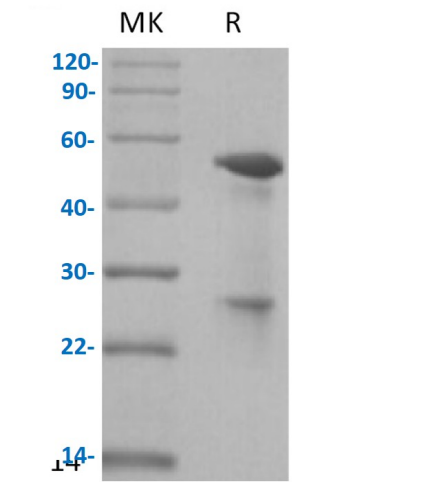

SDS-PAGE

Greater than 95% as determined by reducing SDS-PAGE.

Copyright © 2023 Abnova Corporation. All Rights Reserved.

Specification

Product Description	ERBB2 recombinant monoclonal antibody, IgG1 targeting Human ERBB2 recombinant protein.
Antibody Species	Human
Theoretical MW (kDa)	49.2, 23.5
Reactivity	Human
Form	Liquid
Preparation Method	Mammalian cell expression system
Isotype	Human IgG1
Purity	≥ 95% by SDS-PAGE
Endotoxin Level	< 0.001 EU per 1 ug of the protein by the LAL method.
Form	Liquid
Isotype	IgG1
Storage Buffer	In PBS, pH 7.4
Sterility	0.2 um filtration
Storage Instruction	Store at -20°C, stable for 12 months after receipt. Aliquot to avoid repeated freezing and thawing.

Applications

- Enzyme-linked Immunoabsorbent Assay

  Immobilized Human ERBB2-His at 2 ug/mL (100 uL/well) can bind Human ERBB2 Antibody (Cat # RAB09510) . The ED_{50} of Human ERBB2 Antibody (Cat # RAB07826) is 89.54 ng/mL.

- Bio-layer interferometry

  Loaded Human ERBB2 Antibody (Cat # RAB09510) on Protein A Biosensor, can bind Human ERBB2-His with an affinity constant of 1.36 nM as determined in BLI assay.

Gene Info — ERBB2

Copyright © 2023 Abnova Corporation. All Rights Reserved.

Entrez GeneID	2064
Protein Accession#	P04626
Gene Name	ERBB2
Gene Alias	CD340, HER-2, HER-2/neu, HER2, NEU, NGL, TKR1
Gene Description	v-erb-b2 erythroblastic leukemia viral oncogene homolog 2, neuro/glioblastoma derived oncogene homolog (avian)
Omim ID	137215 137800 164870 211980
Gene Ontology	Hyperlink
Gene Summary	This gene encodes a member of the epidermal growth factor (EGF) receptor family of receptor tyrosine kinases. This protein has no ligand binding domain of its own and therefore cannot bind growth factors. However, it does bind tightly to other ligand-bound EGF receptor family members to form a heterodimer, stabilizing ligand binding and enhancing kinase-mediated activation of downstream signalling pathways, such as those involving mitogen-activated protein kinase and phosphatidylinositol-3 kinase. Allelic variations at amino acid positions 654 and 655 of isoform a (positions 624 and 625 of isoform b) have been reported, with the most common allele, Ile654/Ile655, shown here. Amplification and/or overexpression of this gene has been reported in numerous cancers, including breast and ovarian tumors. Alternative splicing results in several additional transcript variants, some encoding different isoforms and others that have not been fully characterized. [provided by RefSeq
Other Designations	c-erb B2/neu protein|erbB-2|herstatin|neuroblastoma/glioblastoma derived oncogene homolog|v-erb-b2 avian erythroblastic leukemia viral oncogene homolog 2 (neuro/glioblastoma derived oncogene homolog)

Pathway

- Adherens junction
- Bladder cancer
- Calcium signaling pathway
- Endometrial cancer
- ErbB signaling pathway
- Focal adhesion
- Non-small cell lung cancer
- Pancreatic cancer
- Pathways in cancer

Copyright © 2023 Abnova Corporation. All Rights Reserved.

- Prostate cancer

Disease

- Adenocarcinoma
- Ataxia telangiectasia
- Brain Neoplasms
- Breast cancer
- Breast Neoplasms
- Carcinoma
- Cell Transformation
- Cleft Lip
- Cleft Palate
- Colorectal Neoplasms
- Disease Progression
- Endometrial Neoplasms
- Esophageal Neoplasms
- Fibroadenoma
- Gastritis
- Genetic Predisposition to Disease
- Glioma
- Head and Neck Neoplasms
- Heart Diseases
- Kidney Failure
- Laryngeal Neoplasms
- Lung Neoplasms
- Lymphatic Metastasis

Copyright © 2023 Abnova Corporation. All Rights Reserved.

- Mouth Neoplasms
- Neoplasm Invasiveness
- Neoplasm Metastasis
- Neoplasm Recurrence
- Neoplasms
- Obesity
- Ovarian cancer
- Ovarian Neoplasms
- Pancreatic cancer
- Pancreatic Neoplasms
- Papillomavirus Infections
- Pharyngeal Neoplasms
- Prostate cancer
- Prostatic Hyperplasia
- Prostatic Neoplasms
- Pulmonary Disease
- Skin Neoplasms
- Stomach Neoplasms
- Thyroid Neoplasms
- Tooth Abnormalities
- Urinary Bladder Neoplasms
- Uterine Cervical Neoplasms
- Werner syndrome

Copyright © 2023 Abnova Corporation. All Rights Reserved.