RecomAb™

Camelid VHH recombinant monoclonal antibody cocktail (HRP)

Catalog # RAB02384 Size 200 uL

Applications

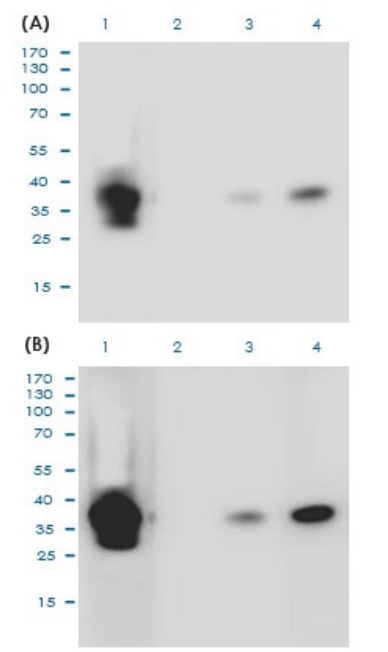

Western Blot (Recombinant protein)

Western Blot analysis of CD8A Protein (0.2ug) with exposure time (A) 30 seconds (B) 90 seconds.

Lane 1: (1st Ab) Mouse Anti-HIS clone HIS.H8 (1ug/ml) and (2nd Ab) Jackson anti-mouse IgG-HRP (5000X).
Lane 2: (1st Ab) 2% milk in 0.2% PBST and (2nd Ab) Goat Anti-Human Ig FC HRP (5000X)
Lane 3: (1st Ab) CD8A VHH-hIgG1 humanized monoclonal antibody, clone B5 (1ug) and (2nd Ab) Goat Anti-Human Ig FC HRP (5000X)
Lane 4: (1st Ab) CD8A VHH-hIgG1 humanized monoclonal antibody, clone B5 (1ug) and (2nd Ab) Camelid VHH recombinant monoclonal antibody cocktail (HRP) (1000X)(Cat # RAB02384).

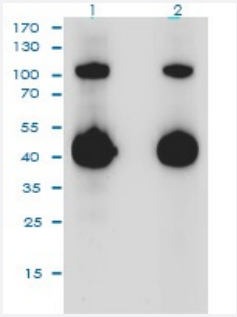

Western Blot

Western Blot analysis of CD8A VHH-hIgG1 humanized monoclonal antibody, clone B (RAB01120-M03J).

Lane 1: Goat Anti-Human Ig FC HRP (5000X).
Lane 2: Camelid VHH recombinant monoclonal antibody cocktail (HRP) (1000X)(Cat # RAB02384).

Copyright © 2023 Abnova Corporation. All Rights Reserved.

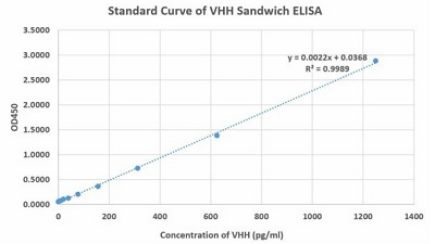

Sandwich ELISA is developed by using Camelid VHH recombinant monoclonal antibody, clone 96A3F5 (Cat # RAB02367) and Camelid VHH recombinant monoclonal antibody cocktail (HRP)(Cat # RAB02384) as the capture and detection antibodies, respectively.

Specification

Product Description	Rabbit recombinant monoclonal antibody cocktail raised against camelid VHH antibody (llama, alpaca, and camel).
Antibody Species	Rabbit
Immunogen	Original antibody is raised against llama VHH antibody
Reactivity	Camelid
Specificity	Rabbit Anti-Camelid VHH Antibody cocktail is specific for camelid sdAb (llama and camel). It has no cross-reactivity with mouse, rat, rabbit, goat or human immunoglobulins.
Form	Liquid
Purification	Protein A affinity purification
Isotype	IgG
Quality Control Testing	Standard Curve Sandwich ELISA is developed by using Camelid VHH recombinant monoclonal antibody, clone 96A3F5 (Cat # RAB02367) and Camelid VHH recombinant monoclonal antibody cocktail (HRP)(Cat # RAB02384) as the capture and detection antibodies, respectively.
Recommend Usage	ELISA (1:5,000-1:10,000) Sandwich ELISA Western blot (1:1,000-1:5,000) The following concentration ranges are recommended starting points for this product. Optimal working dilutions must be determined by the end user.
Storage Buffer	In PBS, pH 7.4 (10 mg/mL BSA, 0.01% thimerosal and 50% glycerol)
Storage Instruction	Store at -20°C. This product is stable for 1 year upon receipt, when handled and stored as instructed.
Note	This product contains thimerosal: a POISONOUS AND HAZARDOUS SUBSTANCE which should be handled by trained staff only.

Copyright © 2023 Abnova Corporation. All Rights Reserved.

Applications

- Sandwich ELISA
- Enzyme-linked Immunoabsorbent Assay
- Western Blot (Recombinant protein)

  Western Blot analysis of CD8A Protein (0.2ug) with exposure time (A) 30 seconds (B) 90 seconds.

  Lane 1: (1st Ab) Mouse Anti-HIS clone HIS.H8 (1ug/ml) and (2nd Ab) Jackson anti-mouse IgG-HRP (5000X).
  Lane 2: (1st Ab) 2% milk in 0.2% PBST and (2nd Ab) Goat Anti-Human Ig FC HRP (5000X)
  Lane 3: (1st Ab) CD8A VHH-hIgG1 humanized monoclonal antibody, clone B5 (1ug) and (2nd Ab) Goat Anti-Human Ig FC HRP (5000X)
  Lane 4: (1st Ab) CD8A VHH-hIgG1 humanized monoclonal antibody, clone B5 (1ug) and (2nd Ab) Camelid VHH recombinant monoclonal antibody cocktail (HRP) (1000X)(Cat # RAB02384).
- Western Blot
- Western Blot

  Western Blot analysis of CD8A VHH-hIgG1 humanized monoclonal antibody, clone B (RAB01120-M03J).

  Lane 1: Goat Anti-Human Ig FC HRP (5000X).
  Lane 2: Camelid VHH recombinant monoclonal antibody cocktail (HRP) (1000X)(Cat # RAB02384).

Copyright © 2023 Abnova Corporation. All Rights Reserved.