RecomAb™

SOD1 recombinant monoclonal antibody, clone R04-4C6

Catalog # RAB01351 Size 100 uL

Applications

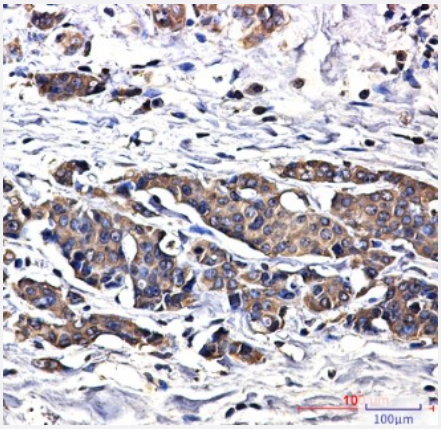

Immunohistochemistry (Formalin/PFA-fixed paraffin-embedded sections)

Immunohistochemical staining (Formalin-fixed paraffin-embedded sections) of human breast cancer with SOD1 recombinant monoclonal antibody, clone R04-4C6 (Cat # RAB01351).

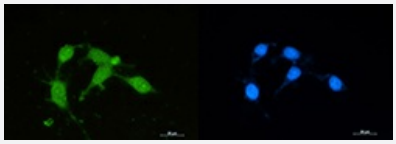

Immunocytochemistry

Immunocytochemistry analysis of Superoxide Dismutase 1 (green) in HCT116 using Superoxide Dismutase 1 antibody,and DAPI(blue).

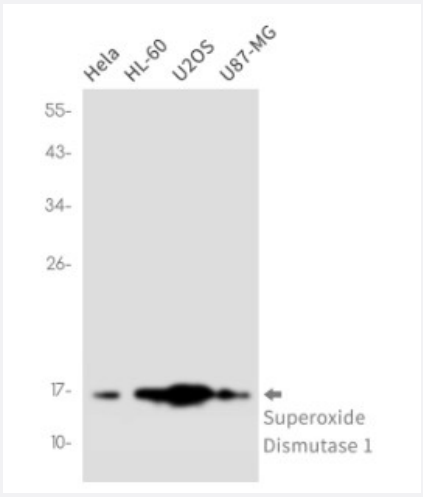

Western Blot

Western Blot analysis of Hela, HL-60, U2OS, U87-MG lysates with SOD1 recombinant monoclonal antibody, clone R04-4C6 (Cat # RAB01351).

Copyright © 2023 Abnova Corporation. All Rights Reserved.

Specification

Product Description	Rabbit recombinant monoclonal antibody raised against human SOD1.
Antibody Species	Rabbit
Immunogen	Original antibody is raised against recombinant protein corresponding to human SOD1.
Theoretical MW (kDa)	Calculated MW: 16 kD
Reactivity	Human
Form	Liquid
Preparation Method	Mammalian cell (CHO) expression system
Purification	Affinity purification
Isotype	IgG
Recommend Usage	Immunocytochemistry Immunofluorescence Immunohistochemistry (Frozen sections) Immunohistochemistry (Formalin/PFA-fixed paraffin-embedded sections) Western Blot The optimal working dilution should be determined by the end user.
Storage Buffer	In 50 mM Tris-Glycine pH 7.4 (0.15 M NaCl, 40% Glycerol, 0.01% Sodium azide and 0.05% BSA).
Storage Instruction	Store at 4°C. For longer storage, aliquot and store at -20°C. Aliquot to avoid repeated freezing and thawing.
Note	This product contains sodium azide: a POISONOUS AND HAZARDOUS SUBSTANCE which shoul d be handled by trained staff only.

Applications

- Immunohistochemistry (Formalin/PFA-fixed paraffin-embedded sections)

  Immunohistochemical staining (Formalin-fixed paraffin-embedded sections) of human breast cancer with SOD1 recombinant monoclonal antibody, clone R04-4C6 (Cat # RAB01351).

- Immunohistochemistry (Frozen sections)

- Immunofluorescence

Copyright © 2023 Abnova Corporation. All Rights Reserved.

- Immunocytochemistry

  Immunocytochemistry analysis of Superoxide Dismutase 1 (green) in HCT116 using Superoxide Dismutase 1 antibody,and DAPI(blue).

- Western Blot

  Western Blot analysis of Hela, HL-60, U2OS, U87-MG lysates with SOD1 recombinant monoclonal antibody, clone R04-4C6 (Cat # RAB01351).

Gene Info — SOD1

Entrez GeneID	6647
Protein Accession#	P00441
Gene Name	SOD1
Gene Alias	ALS, ALS1, IPOA, SOD, homodimer
Gene Description	superoxide dismutase 1, soluble
Omim ID	105400 147450
Gene Ontology	Hyperlink
Gene Summary	The protein encoded by this gene binds copper and zinc ions and is one of two isozymes respons ible for destroying free superoxide radicals in the body. The encoded isozyme is a soluble cytopla smic protein, acting as a homodimer to convert naturally-occuring but harmful superoxide radicals to molecular oxygen and hydrogen peroxide. The other isozyme is a mitochondrial protein. Mutati ons in this gene have been implicated as causes of familial amyotrophic lateral sclerosis. Rare tra nscript variants have been reported for this gene. [provided by RefSeq
Other Designations	Cu /Zn superoxide dismutase|Cu/Zn superoxide dismutase|SOD, soluble|indophenoloxidase A|su peroxide dismutase, cystolic

Pathway

- Amyotrophic lateral sclerosis (ALS)
- Prion diseases

Disease

- Acute Disease

Copyright © 2023 Abnova Corporation. All Rights Reserved.

- Albuminuria
- Alzheimer disease
- Amyotrophic lateral sclerosis
- Auditory Threshold
- Barrett Esophagus
- Birth Weight
- Brain Neoplasms
- Breast cancer
- Breast Neoplasms
- Carcinoma
- Cardiovascular Diseases
- Chronic Disease
- Cognition
- Cognition Disorders
- Coronary Artery Disease
- Dementia
- Diabetes Mellitus
- Diabetic Angiopathies
- Diabetic Nephropathies
- Diabetic Retinopathy
- Disease Progression
- DNA Damage
- Edema
- Encephalitis
- Genetic Predisposition to Disease
- Glioblastoma

Copyright © 2023 Abnova Corporation. All Rights Reserved.

- Glioma
- Hearing Loss
- Hemorrhage
- Hepatitis
- Hypercholesterolemia
- Keratoconus
- Kidney Failure
- Leukemia
- Liver Cirrhosis
- Lung Neoplasms
- Lymphoma
- Meningeal Neoplasms
- Meningioma

- Motor Neuron Disease
- Multiple Sclerosis
- Nerve Degeneration
- Neuroblastoma
- Neuropsychological Tests
- Occupational Diseases
- Ovarian cancer
- Pre-Eclampsia
- Prostate cancer
- Prostatic Neoplasms
- Pulmonary Disease
- Reaction Time

Copyright © 2023 Abnova Corporation. All Rights Reserved.

- Schizophrenia
- Schizophrenic Psychology
- Sensory Thresholds
- Urinary Bladder Neoplasms
- Urologic Diseases
- Weight Gain
- Werner syndrome

Copyright © 2023 Abnova Corporation. All Rights Reserved.